



# Annexure 3A

**BSX Listing Rules**

**Half yearly/Yearly Disclosure**

**References** Version 1, Operative 23/8/2000

Chapter 3, BSX Listing Rules

**BELLARINE PENINSULA COMMUNITY BRANCH LIMITED**

Name of entity

**089 107 657**

ABN, ACN or ARBN

Half yearly (tick)

Annual (tick)

**31/12/06**

Half year/financial year ended ('Current period')

### Summary

				\$A,000
Sales revenue or operating revenue	up/down	<b>16.45</b> %	to	<b>332</b>
Profit (loss) before abnormal items and after tax	up/down	<b>46.66</b> %	to	<b>82</b>
Abnormal items before tax		gain (loss) of		<b>-</b>
Profit (loss) after tax but before outside equity interests	up/down	<b>46.66</b> %	to	<b>82</b>
Extraordinary items after tax attributable to members		gain (loss) of		<b>-</b>
Profit (loss) for the period attributable to members	up/down	<b>46.66</b> %	to	<b>56</b>

Dividends (distributions)	Franking rate applicable	<b>30%</b>
Current period	Final	<b>¢</b>
	Interim	<b>¢</b>
Previous corresponding period	Final	<b>9 ¢</b>
	Interim	<b>¢</b>
Record date for determining entitlements to the dividend, (in the case of a trust distribution)		<b>-</b>

**Annexure 3A**  
**Half Yearly/Yearly Disclosure**

Short details of any bonus or cash issue or other items(s) of importance not previously released to BSX:

NA
----

**Consolidated profit and loss account**

	Current period \$A'000	Previous corresponding period \$A'000
Sales revenue or operating revenue	332	285
Expenses from ordinary activities	226	205
Borrowing costs	-	-
Share of net profit (loss) of associates and joint venture entities	-	-
Profit (loss) from ordinary activities before tax	105	80
Income tax on ordinary activities	24	24
Profit (loss) from ordinary activities after tax	82	56
Outside equity interests	-	-
Profit (loss) from ordinary activities after tax attributable to members	82	56
Profit (loss) from extraordinary activities after tax attributable to members	-	-
Profit (loss) for the period attributable to members	82	56
Retained profits (accumulated losses) at the beginning of the financial period	38	(14)
Net transfers to and from reserves	-	-
Net effect of changes in accounting policies	-	-
Dividends paid or payable	(36)	(32)
Retained profits (accumulated losses) at end of financial period	84	10

**Profit restated to exclude amortisation of goodwill**

**Annexure 3A  
Half Yearly/Yearly Disclosure**

	Current period \$A'000	Previous corresponding period \$A'000
Profit (loss) from ordinary activities after tax before outside equity interests and amortisation of goodwill	82	56
Less (plus) outside equity interests	-	-
Profit (loss) from ordinary activities after tax (before amortisation of goodwill) attributable to members	82	56

**Revenue and expenses from operating activities**

	Current period \$A'000	Previous corresponding period \$A'000
Details of revenue and expenses		
Revenue from ordinary activities	332	285
Employee Benefit expense	(129)	(121)
Depreciation and amortisation	(3)	(2)
Other Expenses	(94)	(82)

**Intangible and extraordinary items**

	Consolidated - current period		
	Before tax \$A'000	Related tax \$A'000	After tax \$A'000
Amortisation of goodwill	-	-	-
Amortisation of other intangibles	1	-	1
<b>Total amortisation of intangibles</b>	1	-	1
Extraordinary items (details)	-	-	-
<b>Total extraordinary items</b>	-	-	-

**Annexure 3A**  
**Half Yearly/Yearly Disclosure**

**Comparison of half year profits**  
*(Annual statement only)*

	Current year - \$A'000	Previous year - \$A'000
Consolidated profit (loss) from ordinary activities after tax attributable to members reported for the 1st half year	-	-
Consolidated profit (loss) from ordinary activities after tax attributable to members for the 2nd half year	-	-

**Consolidated balance sheet**

<b>Current assets</b>	At end of current period \$A'000	As shown in last annual report \$A'000	As in last half yearly statement \$A'000
Cash	474	435	409
Receivable	55	48	51
Investments	-	-	-
Inventories	-	-	-
Other (provide details if material)	-	-	-
<b>Total current assets</b>	<b>529</b>	<b>483</b>	<b>460</b>
<b>Non-current assets</b>			
Receivables	-	-	-
Investments	-	-	-
Inventories	-	-	-
Other property, plant and equipment (net)	8	10	4
Intangibles (net)	6	7	8
Other (provide details if material)	9	10	8
<b>Total non-current assets</b>	<b>23</b>	<b>27</b>	<b>19</b>
<b>Total assets</b>	<b>552</b>	<b>510</b>	<b>478</b>
<b>Current liabilities</b>			
Accounts payable	18	24	19
Borrowings	-	-	-
Provisions	40	43	44
Other (provide details if material)	-	-	-
<b>Total current liabilities</b>	<b>58</b>	<b>68</b>	<b>63</b>

**Annexure 3A**  
**Half Yearly/Yearly Disclosure**

<b>Non-current liabilities</b>			
Accounts payable	-	-	-
Borrowings	-	-	-
Provisions	9	4	6
Other (provide details if material)	-	-	-
<b>Total non-current liabilities</b>	9	4	6
<b>Total liabilities</b>	68	72	69
<b>Net assets</b>	484	438	410
<b>Equity</b>			
Capital	400	400	400
Reserves	-	-	-
Retained profits (accumulated losses)	84	38	10
Equity attributable to members of the parent entity	-	-	-
Outside equity interests in controlled entities	-	-	-
<b>Total equity</b>	484	438	410
Preference capital and related premium included	-	-	-

**Consolidated statement of cash flows**

<b>Cash flows related to operating activities</b>	Current period \$A'000	Previous corresponding period \$A'000
Receipts from customers	314	304
Payments to suppliers and employees	(250)	(249)
Dividends received	-	-
Interest and other items of similar nature received	11	4
Interest and other costs of finance paid	-	-
Income taxes paid	-	-
Other (provide details if material)	-	-
<b>Net operating cash flows</b>	75	59
<b>Cash flows related to investing activities</b>		
Payments for purchases of property, plant and equipment	-	-

**Annexure 3A**  
**Half Yearly/Yearly Disclosure**

Proceeds from sale of property, plant and equipment	—	—
Payment for purchases of equity investments	—	—
Proceeds from sale of equity investments	—	—
Loans to other entities	—	—
Loans repaid by other entities	—	—
Other (provide details if material)	—	—
<b>Net investing cash flows</b>	<b>—</b>	<b>—</b>
<b>Cash flows related to financing activities</b>		
Proceeds from issues of securities (shares, options, etc.)	—	—
Proceeds from borrowings	—	—
Repayment of borrowings	—	—
Dividends paid	(36)	(32)
Other (provide details if material)	—	—
<b>Net financing cash flows</b>	<b>(36)</b>	<b>(32)</b>
<b>Net increase (decrease) in cash held</b>		
Cash at beginning of period (see Reconciliation of cash)	435	382
Exchange rate adjustments	—	—
<b>Cash at end of period</b> (see Reconciliation of cash)	<b>474</b>	<b>409</b>

**Non-cash financing and investing activities**

*Details of financing and investing transactions which have had a material effect on consolidated assets and liabilities but did not involve cash flows are as follows. If an amount is quantified, show comparative amount.*

NA
----

**Annexure 3A**  
**Half Yearly/Yearly Disclosure**

**Reconciliation of cash**

Reconciliation of cash at the end of the period (as shown in the consolidated statement of cash flows) to the related items in the accounts is as follows.

	Current period \$A'000	Previous corresponding period \$A'000
Cash on hand and at bank	474	409
Deposits at call	-	-
Bank overdraft	-	-
Other (provide details)	-	-
<b>Total cash at end of period</b>	<b>474</b>	<b>409</b>

**Ratios**

**Profit before tax/sales**

Consolidated profit (loss) from ordinary activities before tax as a percentage of sales revenue

Current period

Previous  
corresponding period

31.76%

28.15%

**Profit after tax/equity interests**

Consolidated profit (loss) from ordinary activities after tax attributable to members as a percentage of equity (similarly attributable) at the end of the period

16.92%

13.63%

**Earnings per security (EPS)**

Calculation of basic, and fully diluted, EPS in accordance with AASB 1027: Earnings per Share

(a) Basic EPS

(b) Diluted EPS (if materially different from (a))

Current period

Previous  
corresponding period

20.47c

13.96c

-

-

**NTA backing**

Net tangible asset backing per ordinary security

Current period

Previous  
corresponding period

134.17

115.78c

**Annexure 3A**  
**Half Yearly/Yearly Disclosure**

**Details of specific receipts/outlays, revenues/expenses**

	Current period A\$'000	Previous corresponding period \$A'000
Interest revenue included	10	4
Interest revenue included but not yet received (if material)	2	7
Interest costs excluded from borrowing costs capitalised in asset values	-	-
Outlays (excepts those arising from the acquisition of an existing business) capitalised in intangibles (if material)	-	-
Depreciation (excluding amortisation of intangibles)	2	1
Other specific relevant items	-	-

**Control gained over entities having material effect**

Name of entity

NA

Consolidated profit (loss) from ordinary activities and extraordinary items after tax of the entity since the date in the current period on which control was acquired

\$

-

Date from which such profit has been calculated

-

Profit (loss) from ordinary activities and extraordinary items after tax of the entity for the whole of the previous corresponding period

\$

-

**Loss of control of entities having material effect**

Name of entity

NA

Consolidated profit (loss) from ordinary activities and extraordinary items after tax of the entity for the current period to the date of loss of control

\$

-

Date from which the profit (loss) has been calculated

-

Consolidated profit (loss) from ordinary activities and extraordinary items after tax of the entity while controlled during the whole of the previous corresponding period

\$

-

Contribution to consolidated profit (loss) from ordinary activities and extraordinary items from sale of interest leading to loss of control

\$

-



**Reports for industry and geographical segments**

NA - operates in one industry and one geographical segment

**Segments**

Operating Revenue	NA	
Sales to customers outside the economic entity	NA	
Inter-segment sales	NA	
Unallocated revenue	NA	
Total revenue	NA	
Segment result	NA	
Unallocated expenses	NA	
Consolidated profit from ordinary activities after tax (before equity accounting)	NA	
Segment assets	)	Comparative data for segment assets should be as at the end of the previous corresponding period
Unallocated assets	)	
Total assets	)	

**Dividends**

Date the dividend is payable	-
Record date to determine entitlements to the dividend (ie. on the basis of registrable transfers received up to 5.00 pm)	-

**Amount per security**

		Franking rate applicable	%	%	%		
<i>(annual report only)</i>							
<b>Final dividend:</b>	Current year	-	¢	N/A	-	¢	N/A
	Previous year	-	¢	-	¢	-	¢
<i>(Half yearly and annual statements)</i>							
<b>Interim dividend:</b>	Current year	-	¢	N/A	-	¢	N/A
	Previous year	-	¢	-	¢	-	¢

**Annexure 3A**  
**Half Yearly/Yearly Disclosure**

**Total annual dividend (distribution) per security**  
*(Annual statement only)*

	Current year	Previous year
Ordinary securities	— ¢	— ¢
Preference securities	— ¢	— ¢

**Total dividend (distribution)**

	Current period \$A'000	Previous corresponding period - \$A'000
Ordinary securities	\$ 36	\$ 32
Preference securities	\$ —	\$ —
<b>Total</b>	<b>\$ 36</b>	<b>\$ 32</b>

**Half yearly report – interim dividend (distribution) on all securities or Annual report – final dividend (distribution) on all securities**

	Current period \$A'000	Previous corresponding period - \$A'000
Ordinary securities	\$ —	\$ —
Preference securities	\$ —	\$ —
<b>Total</b>	<b>\$ —</b>	<b>\$ —</b>

The dividend or distribution plans shown below are in operation.

NIL

The last date(s) for receipt of election notices to the dividend or distribution plans

Any other disclosures in relation to dividends (distributions)

NIL

**Annexure 3A**  
**Half Yearly/Yearly Disclosure**

**Equity accounted associated entities and other material interests**

*Equity accounting information attributable to the economic entity's share of investments in associated entities must be disclosed in a separate notice. See AASB 1016: Disclosure of Information about Investments in Associated Companies.*

Entities share of: <b>NA</b>	Current period A\$'000	Previous corresponding period A\$'000
Profit (loss) from ordinary activities before tax.	—	—
Income tax	—	—
Profit (loss) from ordinary activities after tax	—	—
Extraordinary items net of tax	—	—
Net profit (loss)	—	—
Outside equity interests	—	—
Net profit (loss) attributable to members	—	—

**Material interests in entities which are not controlled entities**

*The entity has an interest (that is material to it) in the following entities.*

Name of entity <b>NA</b>	Percentage of ownership interest held at end of period or date of disposal		Contribution to profit (loss) from ordinary activities and extraordinary items after tax	
Equity accounted associates and joint venture entities	Current period	Previous corresponding period	Current period \$A'000	Previous corresponding period \$A'000
	—	—	—	—
	—	—	—	—
<b>Total</b>	—	—	—	—
<b>Other material interests</b>	—	—	—	—

**Annexure 3A**  
**Half Yearly/Yearly Disclosure**

<b>Total</b>	—	—	—	—

**Issued and listed securities**

*Description includes rate of interest and any redemption or conversion rights together with prices and dates.*

Category of securities	Number issued	Number listed	Issue Price (cents)	Paid-up value (cents)
<b>Preference securities</b> <i>(description)</i>	—	—	—	—
Changes during current period	—	—	—	—
<b>Ordinary securities</b>	400,000	400,000	100	100
Changes during current period	NIL	NIL	NIL	NIL
<b>Convertible debt securities</b> <i>(description and conversion factor)</i>	—	—	—	—
Changes during current period	—	—	—	—

			Exercise price	Expiry date
<b>Options</b> <i>(description and conversion factor)</i>	—	—	—	—
Changes during current period	—	—	—	—
Exercised during current period	—	—	—	—
Expired during current period	—	—	—	—

**Annexure 3A**  
**Half Yearly/Yearly Disclosure**

<b>Debentures</b>	—	—
<b>Unsecured Notes</b>	—	—

**Discontinuing Operations**

**Consolidated profit and loss account**

	Continuing operations		Discontinuing operations		Total entity	
	Current period - \$A'000	Previous corresponding period - \$A'000	Current period - \$A'000	Previous corresponding period - \$A'000	Current period - \$A'000	Previous corresponding period - \$A'000
Sales revenue or operation revenue	—	—	—	—	—	—
Other revenue	—	—	—	—	—	—
Expenses from ordinary activities	—	—	—	—	—	—
Profit (loss) before tax	—	—	—	—	—	—
Less tax	—	—	—	—	—	—
Profit (loss) from ordinary activities after tax	—	—	—	—	—	—

**Consolidated statement of cash flows**

	Continuing operations		Discontinuing operations		Total entity	
	Current period - \$A'000	Previous corresponding period - \$A'000	Current period - \$A'000	Previous corresponding period - \$A'000	Current period - \$A'000	Previous corresponding period - \$A'000
Net operating cash flows	—	—	—	—	—	—
Net investing cash flows	—	—	—	—	—	—

**Annexure 3A**  
**Half Yearly/Yearly Disclosure**

Net financing cash flows	-	-	-	-	-

**Other disclosures**

	Current period A\$'000	Previous corresponding period A\$'000
Carrying amount of items to be disposed of:		
- total assets	-	-
- total liabilities	-	-
Profit (loss) on disposal of assets or settlement of liabilities	-	-
Related tax	-	-
Net profit (loss) on discontinuance	-	-

**Description of disposals**

NIL
-----

**Comments by directors**

**Basis of accounts preparation**

*If this statement is a half yearly statement it should be read in conjunction with the last annual report and any announcements to the market made by the entity during the period.*

**Annexure 3A**  
**Half Yearly/Yearly Disclosure**

Material factors affecting the revenues and expenses of the entity for the current period including seasonal or cyclical factors

NONE

A description of each event since the end of the current period which has had a material effect and is not related to matters already reported, with financial effect quantified (if possible)

NONE

Franking credits available and prospects for paying fully or partly franked dividends for at least the next year

The company expects to be able to pay a fully franked dividend in the next year.

Changes in accounting policies since the last annual report and estimates of amounts reported in prior years are disclosed as follows.

NONE

Changes in the amounts of contingent liabilities or assets since the last annual report are disclosed as follows.

NONE

**Additional disclosure for trusts**

Number of units held by the management company or responsible entity to their related parties.

NA

**Annexure 3A  
Half Yearly/Yearly Disclosure**

A statement of the fees and commissions payable to the management company or responsible entity.

Identify:

- Initial service charges
- Management fees
- Other fees

NIL

**Annual meeting**

*(Annual statement only)*

The annual meeting will be held as follows:

Place

-

Date

-

Time

-

Approximate date the annual report will be available

-

**Compliance statement**

- 1 This statement has been prepared under accounting policies which comply with accounting standards as defined in the Corporations Law.
- 2 This statement, and the financial statements under the Corporations Law (if separate), use the same accounting policies.
- 3 In the case of a half-yearly report the same accounting standards and methods of computation are/~~are not~~\* *(delete one)* followed as compared with the most recent annual accounts.
- 4 This statement does/~~does not~~\* *(delete one)* give a true and fair view of the matters disclosed.
- 5 This statement is based on financial statements to which one of the following applies:

*(Tick one)*

The financial statements have been audited.

The financial statements have been subject to review by a registered auditor (or overseas equivalent).


The financial statements are in the process of being audited or subject to review.

The financial statements have *not* yet been audited or reviewed.

- 6 If the accounts have been or are being audited or subject to review and the audit report is not attached, details of any qualifications are attached/will follow immediately they are available\* *(delete one)*.

- 7 The entity ~~has~~ does not have\* *(delete one)* a formally constituted audit committee.



Sign here: .....  ..... Date: 15/3/07 .....  
(Director/Company Secretary)

Print name: ..... STEPHEN WIGHT .....  
.....

**Notes**

**True and fair view** If this statement does not give a true and fair view of a matter (for example, because compliance with an Accounting Standard is required) the entity must attach a note providing additional information and explanations to give a true and fair view.

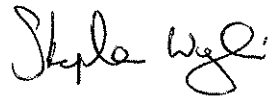
**Income tax** If the amount provided for income tax in this statement differs (or would differ but for compensatory items) by more than 15% from the amount of income tax *prima facie* payable on the profit before tax, the entity must explain in a note the major items responsible for the difference and their amounts.

**Additional information** An entity may disclose additional information about any matter, and must do so if the information is material to an understanding of the financial statements. The information may be an expansion of the material contained in this statement, or contained in a note attached to the statement.

This is 1 to 12 pages referred to in Annexure 3A, Half  
Yearly/Yearly Disclosure

This is the director's report, the financial statements and notes,  
the director's declaration, and audit report.

Signed:



Print Name:

STEPHEN WIGHT

Date:

15/3/2007

**Bellarine Peninsula Community Branch Ltd**

**Financial Statements**

**For The Half Year Ended**

**31 December 2006**

**BELLARINE PENINSULA COMMUNITY BRANCH LIMITED**  
**A.B.N. 33 089 107**  
**CONDENSED FINANCIAL STATEMENTS**  
**DIRECTORS' REPORT**

Your Directors submit the financial report of the company for the half year ended 31 December 2006.

**Directors**

The names of directors who held office during the half year and until the date of this report are:

F Kelloway

S Thew

K A Woodhart

J P Finlay

R Enders

J Farrell

R Hynes

**Principal activities**

The principal activities of the company during the course of the financial period were in providing community banking services under management rights to operate a franchised branch of Bendigo Bank Limited.


**Review and results of operations**

Operations have continued to perform in line with expectations. The net profit of the company for the financial period was \$81,882 (2005 \$55,830)

**Matters subsequent to the end of the reporting period**

There are no matters or circumstances that have arisen since the end of the half year reporting period that have significantly affected or may significantly affect the operations of the company, the results of those operations or the state of affairs of the company.

Signed in accordance with a resolution of the Directors  
on 1<sup>st</sup> of March, 2007.

.....  


**BELLARINE PENINSULA COMMUNITY BRANCH LIMITED**  
**A.B.N. 33 089 107**  
**CONDENSED INCOME STATEMENT**  
**FOR THE HALF-YEAR ENDED 31 DECEMBER 2006**

	31-Dec 2006 \$	31-Dec 2005 \$
Revenue from ordinary activities	331,824	284,953
Employee benefit expense	(129,428)	(120,583)
Depreciation and amortisation expense	(2,658)	(1,857)
Other expenses	<u>(94,344)</u>	<u>(82,297)</u>
<b>Profit (Loss) before income tax</b>	105,394	80,216
Income tax expense	<u>23,511</u>	<u>24,386</u>
<b>Profit/(Loss) for the period</b>	<u>81,883</u>	<u>55,830</u>
 <b>Overall Operations:</b>		
Basic earnings per share (cents per share)	\$0.20	\$0.14

The accompanying notes for part of these financial statements.

BELLARINE PENINSULA COMMUNITY BRANCH LIMITED  
A.B.N. 33 089 107  
CONDENSED BALANCE SHEET  
AS AT 31 DECEMBER 2006

	31-Dec 2006 \$	31-Dec 2005 \$
<b>Current Assets</b>		
Cash & Cash Equivalents	473,584	409,003
Trade & Other Receivables	55,119	50,750
<b>Total Current Assets</b>	<u>528,703</u>	<u>459,753</u>
<b>Non-Current Assets</b>		
Property, plant and equipment	7,983	3,383
Intangible Assets	5,673	7,667
Deferred Tax Assets	9,296	7,571
<b>Total Non-Current Assets</b>	<u>22,952</u>	<u>18,621</u>
<b>Total Assets</b>	<u>551,655</u>	<u>478,374</u>
<b>Current Liabilities</b>		
Trade & Other Payables	18,176	19,374
Short Term Provisions	27,145	26,507
Current Tax Liabilities	12,987	17,188
<b>Total Current Liabilities</b>	<u>58,308</u>	<u>63,069</u>
<b>Current Liabilities</b>		
Long Term Provisions	9,464	5,759
<b>Total Current Liabilities</b>	<u>9,464</u>	<u>5,759</u>
<b>Total Liabilities</b>	<u>67,772</u>	<u>68,828</u>
<b>Net Assets/(Liabilities)</b>	<u>483,883</u>	<u>409,546</u>
<b>Equity</b>		
Issued capital	400,000	400,000
Retained earnings/(Accumulated losses)	83,883	9,546
<b>Total Equity</b>	<u>483,883</u>	<u>409,546</u>

The accompanying notes form part of these financial statements.

**BELLARINE PENINSULA COMMUNITY BRANCH LIMITED**  
**A.B.N. 33 089 107**  
**CONDENSED STATEMENT OF CHANGES IN EQUITY**  
**FOR THE HALF-YEAR ENDED 31 DECEMBER 2006**

	\$ Share Capital Ordinary	\$ Retained Profits	\$ Total
<u>Note</u>			
<b>Balance at 01.07.2005</b>	400,000	(14,284)	385,716
Shares issued during the year	-	-	-
Retained profits (Accumulated losses)	-	55,830	55,830
Sub Total	400,000	41,546	441,546
Dividends Paid or provided for	-	(32,000)	(32,000)
<b>Balance at 31.12.2005</b>	400,000	9,546	409,546
<b>Balance at 01.07.2006</b>	400,000	38,000	438,000
Shares issued during the year	-	-	-
Retained profits (Accumulated losses)	-	81,883	81,883
Sub Total	400,000	119,883	519,883
Dividends Paid or provided for	-	(36,000)	(36,000)
<b>Balance at 31.12.2006</b>	400,000	83,883	483,883

The accompanying notes for part of these financial statements.

**BELLARINE PENINSULA COMMUNITY BRANCH LIMITED**  
**A.B.N. 33 089 107**  
**CONDENSED STATEMENT OF CASH FLOWS**  
**FOR THE HALF-YEAR ENDED 31 DECEMBER 2006**

	31-Dec 2006	31-Dec 2005
	\$	\$
<b>Cash Flows From Operating Activities</b>		
Receipts from customers	313,615	304,245
Payments to suppliers & employees	(250,060)	(249,094)
Interest received	<u>11,047</u>	<u>3,649</u>
<b>Net cash provided by (used in) operating activities</b>	<u>74,602</u>	<u>58,800</u>
<b>Cash Flows From Financing Activities</b>		
Dividends Paid	<u>(36,000)</u>	<u>(32,000)</u>
<b>Net cash provided by (used in) financing activities</b>	<u>(36,000)</u>	<u>(32,000)</u>
<b>Net increase (decrease) in cash held</b>	38,602	26,800
Cash at 1 July	<u>434,982</u>	<u>382,203</u>
<b>Cash at 31 december</b>	<u><u>473,584</u></u>	<u><u>409,003</u></u>

The accompanying notes for part of these financial statements.



**BELLARINE PENINSULA COMMUNITY BRANCH LIMITED**  
**A.B.N. 33 089 107**  
**NOTES TO THE CONDENSED FINANCIAL STATEMENTS**  
**FOR THE HALF-YEAR ENDED 31 DECEMBER 2006**

**NOTE 1. BASIS OF PREPARATION**

The half-year financial statements are a general purpose financial report prepared in accordance with the requirements of the Corporations Act 2001, Accounting Stands AASB 134: Interim Financial Reporting, Urgent Issues Group Interpretations and other authoritative pronouncements of the Australian Accounting Standards Board.

It is recommended that this financial report be read in conjunction with the annual financial report for the year ended 30 June 2006 and any public announcements made by the Company during the half-year in accordance with continuous disclosure requirements under the Corporations Act 2001.

The accounting policies have been consistently applied and are consistent with those applied in the 30 June 2006 financial statements.

The half-year report does not include full disclosures of the type normally included in an annual financial report.

**(a) Income Tax**

The economic entity adopts the liability method of tax-effect accounting whereby the income tax expense is based on the profit from ordinary activities adjusted for any non-assessable or disallowed items.

Deferred tax is accounted for using the balance sheet liability method in respect of temporary differences arising between the tax bases of assets and liabilities and their amounts in the financial statements. No deferred income tax will be recognised from the initial recognition of an asset or liability, excluding a business combination, where there is no effect on accounting or taxable profit or loss.

Deferred tax is calculated at the tax rates that are expected to apply to the period when the asset is realised or liability is settled. Deferred tax is credited in the income statement except where it relates to items that may be credited directly to equity, in which case the deferred tax is adjusted directly against equity.

Deferred income tax assets are recognised to the extent that it is probable that future tax profits will be available against which deductible temporary differences can be utilised.

The amount of benefits brought to account or which may be realised in the future is based on the assumption that no adverse change will occur in income taxation legislation and the anticipation that the economic entity will derive sufficient future assessable income to enable the benefit to be realised and comply with the conditions of deductibility imposed by the law.

**BELLARINE PENINSULA COMMUNITY BRANCH LIMITED**  
**A.B.N. 33 089 107**  
**NOTES TO THE CONDENSED FINANCIAL STATEMENTS**  
**FOR THE HALF-YEAR ENDED 31 DECEMBER 2006**

**NOTE 1. BASIS OF PREPARATION CONTINUED.**

**(b) Property, Plant and Equipment**

Each class of property, plant & equipment is carried at cost of fair value less, where applicable, any accumulated depreciation and impairment losses.

Plant & Equipment are measured on the cost basis less depreciation and impairment losses.

The carrying amount of plant and equipment is reviewed annually by directors to ensure it is not in excess of the recoverable amount from these assets. The recoverable amount is assessed on the basis of the expected net cash flows that will be received from the assets employment and subsequent disposal. The expected net cash flows have been discounted to their present values in determining recoverable amounts.

The cost of fixed assets constructed within the economic entity includes the cost of materials, direct labour, borrowing costs and an appropriate proportion of fixed and variable overheads.

Subsequent costs are included in the asset's carrying amount or recognised as a separate asset, as appropriate, only when it is probable that future economic benefits associated with the item will flow to the company and the cost of the item can be measured reliably. All other repairs and maintenance are charged to the income statement during the financial period in which they are incurred.

Increases in the carrying amount arising on revaluation of land and buildings are credited to a revaluation reserve in shareholders' equity. Decreases that offset previous increases of the same asset are charged against fair value reserves directly in equity; all other decreases are charged to the income statement.

**(c) Depreciation**

The depreciation amount of all fixed assets including building and capitalised lease assets, but excluding freehold land, is depreciated on a straight line or diminishing value basis, written off over the useful lives to the economic entity commencing from the time the asset is held ready of use. Leasehold improvements are depreciated over the shorter of either the unexpired period of the lease or the estimated useful lives of the improvements.

Class of Fixed Asset	Depreciation Rate
Plant and Equipment	5-33%
Furniture and Fittings	5-33%
Leasehold Improvements	20%

The assets' residual values and useful lives are reviewed, and adjusted if appropriate, at each balance sheet date.

**(d) Intangibles**

**Goodwill**

Goodwill is initially recorded at the amount by which the purchase price paid for leasehold premises exceeded the fair value of the premises.

**BELLARINE PENINSULA COMMUNITY BRANCH LIMITED**  
**A.B.N. 33 089 107**  
**NOTES TO THE CONDENSED FINANCIAL STATEMENTS**  
**FOR THE HALF-YEAR ENDED 31 DECEMBER 2006**

**NOTE 1. BASIS OF PREPARATION CONTINUED.**

**(e) Employee Benefits**

Provision is made for the company's liability for employee benefits arising from services rendered by employees to balance date. Employee benefits that are expected to be settled within one year have been measured at the amounts expected to be paid when the liability is settled, plus related on-costs. Employee benefits payable later than one year have been measured at the present value of the estimated future cash outflows to be made for those benefits.

**(f) Provisions**

Provisions are recognised when the company has a legal or constructive obligation, as a result of past events, for which it is probable that an outflow of economic benefits will result and that outflow can be reliably measured.

**(g) Cash & Cash Equivalents**

Cash and cash equivalents includes cash on hand, deposits held at call with banks, other short-term highly liquid investments with original maturities of three months or less, and bank overdrafts. Bank overdrafts are shown within short-borrowings in current liabilities on the balance sheet.

**(h) Goods & Services Tax (GST)**

Revenues, expenses and assets are recognised net of the amount of GST, except where the amount of GST incurred is not recoverable from the Australian Taxation Office. In these circumstances the GST is recognised as part of the cost of acquisition of the asset or as part of an item of the expense. Receivables and payables in the balance sheet are shown exclusive of GST.

**(i) Comparative Figures**

When required by Accounting Standards, comparative figures have been adjusted to conform to changes in presentation for the current financial year.

**BELLARINE PENINSULA COMMUNITY BRANCH LIMITED**  
**A.B.N. 33 089 107**  
**NOTES TO THE CONDENSED FINANCIAL STATEMENTS**  
**FOR THE HALF-YEAR ENDED 31 DECEMBER 2006**

**NOTE 2. EVENTS SUBSEQUENT TO REPORTING DATE**

There have been no events subsequent to reporting date that would materially effect the financial statements at the reporting date.

**NOTE 3. CONTINGENT ASSETS AND LIABILITIES**

Since the last annual reporting date there has been no material change of any contingent assets or liabilities at the date of this report to affect the financial statements.

**NOTE 4. SEGMENT REPORTING**

The economic entity operates in the financial services sector where it provides banking services to its clients. The economic entity operates in one geographic area being Portarlington

**NOTE 5. DIVIDENDS PAID**

There has been a Franked Dividend of 9 cents per share paid in December 2006.


BELLARINE PENINSULA COMMUNITY BRANCH LIMITED  
A.B.N. 33 089 107  
CONDENSED FINANCIAL STATEMENTS  
DIRECTORS' DECLARATION

In accordance with a resolution of the directors of Bellarine Peninsula Community Branch Ltd, we state that:

In the opinion of the directors:

- (1) the financial statements and notes of the company:
  - (i) give a true and fair view of the company's financial position as at 31 December 2006 and its performance for the half-year ended on that date; and
  - (ii) comply with Accounting Standard AASB 134, "Interim Financial Reporting" and the Corporations Regulations 2001; and
- (2) there are reasonable grounds to believe that the company will be able to pay its debts as and when they become due and payable.

On behalf of the Board

.....  


Dated this 14<sup>th</sup> day of March, 2007

**INDEPENDENT REVIEW REPORT TO THE MEMBERS OF**  
**THE BELLARINE PENINSULA COMMUNITY BRANCH LIMITED**

**Scope**

We have reviewed the financial report of Bellarine Peninsula Community Branch Limited for the half-year ended 31 December 2006. The Directors are responsible for the financial report. We have performed an independent review of the financial report in order to state whether, on the basis of the procedures described, anything has come to our attention that would indicate that the financial report is not presented fairly in accordance with Accounting Standard AASB 1034: Interim Financial Reporting and other mandatory professional reporting requirements and statutory requirements.

The financial report has been prepared for distribution to the members of Bellarine Peninsula Community Branch Limited for the purpose of fulfilling mandatory accounting and statutory reporting requirements. We disclaim any assumption of responsibility for any reliance on this review report or on the financial report to which it relates to any person other than the members of Bellarine Peninsula Community Branch Limited

Our review has been conducted in accordance with Australian Auditing Standards applicable to review engagements. A review is limited primarily to inquiries of company personnel and analytical procedures applied to the financial data. These procedures do not provide all the evidence that would be required in an audit, thus the level of assurance provided is less than given in an audit. We have not performed an audit and, accordingly, we do not express an audit opinion.

**Statement**

Based on our review, which is not an audit, we have not become aware of any matter that makes us believe that the half year financial report of Bellarine Peninsula Community Branch Limited is not in accordance with:

- (a) the Corporations Act (2001), including:
  - (i) giving a true and fair view of the company's financial position as at 31 December 2006 and of its performance for the half-year then ended on that date; and
  - (ii) complying with Accounting Standard AASB 1034: Interim Financial Reporting and the Corporations Regulations; and
- (b) other mandatory professional reporting requirements

**LBW CHARTERED ACCOUNTANTS**



**PETER ALLEN LANDERS**  
**PARTNER**

Dated: 14<sup>th</sup> March 2007