



## Annexure 3A

**BSX Listing Rules**

**Half yearly/Yearly Disclosure**

**References**                      Version 1, Operative 23/8/2000

Chapter 3, BSX Listing Rules

### North Ryde Community Finance Limited

Name of entity

<b>74 112 673 506</b>	Half yearly (tick)	<input type="checkbox"/>	<b>30 June 2011</b>
ABN, ACN or ARBN	Annual (tick)	<input checked="" type="checkbox"/>	Financial year ended ('Current period')

**Summary**

				\$A,000
Sales revenue or operating revenue	Up	9%	to	868
Profit before abnormal items and after tax	Up	11%	to	216
Abnormal items before tax		gain/(loss) of		-
Profit after tax but before outside equity interests	Up	11%	to	216
Extraordinary items after tax attributable to members		gain/(loss) of		-
Profit for the period attributable to members	Up	11%	to	216

Dividends (distributions)	Franking rate applicable	Nil
Current period	Final	8¢
	Interim	-¢
Previous corresponding period	Final	4¢
	Interim	-¢
Record date for determining entitlements to the dividend, (in the case of a trust distribution)		N/A

**Annexure 3A**  
**Half Yearly/Yearly Disclosure**

Short details of any bonus or cash issue or other items(s) of importance not previously released to BSX:

No issues.
------------

**Consolidated profit and loss account**

	Current period \$A'000	Previous corresponding period \$A'000
Sales revenue or operating revenue	868	794
Expenses from ordinary activities	(553)	(522)
Borrowing costs	-	-
Share of net profit/(loss) of associates and joint venture entities	-	-
Profit from ordinary activities before tax	315	272
Income tax on ordinary activities	(89)	(77)
Profit from ordinary activities after tax	216	195
Outside equity interests	-	-
Profit from ordinary activities after tax attributable to members	216	195
Profit from extraordinary activities after tax attributable to members	-	-
Profit for the period attributable to members	216	195
Retained earnings/(Accumulated losses) at the beginning of the financial period	40	(113)
Net transfers to and from reserves	-	-
Net effect of changes in accounting policies	-	-
Dividends paid or payable	(85)	(42)
Retained earnings at end of financial period	171	40

**Annexure 3A**  
**Half Yearly/Yearly Disclosure**

**Profit restated to exclude amortisation of goodwill**

	Current period \$A'000	Previous corresponding period \$A'000
Profit from ordinary activities after tax before outside equity interests and amortisation of goodwill	216	190
Less (plus) outside equity interests	-	-
<b>Profit from ordinary activities after tax (before amortisation of goodwill) attributable to members</b>	<b>216</b>	<b>190</b>

**Revenue and expenses from operating activities**

	Current period \$A'000	Previous corresponding period \$A'000
Details of revenue and expenses		
Commission Revenue	824	748
Bank Interest Income	44	46
Other Revenue	-	-

**Intangible and extraordinary items**

	Consolidated – current period		
	Before tax \$A'000	Related tax \$A'000	After tax \$A'000
Amortisation of goodwill	-	-	-
Amortisation of other intangibles	14	-	10
<b>Total amortisation of intangibles</b>	<b>14</b>	<b>-</b>	<b>10</b>
Extraordinary items (details)	-	-	-
<b>Total extraordinary items</b>	<b>-</b>	<b>-</b>	<b>-</b>

**Annexure 3A**  
**Half Yearly/Yearly Disclosure**

**Comparison of half year profits**  
*(Annual statement only)*

	Current year - \$A'000	Previous year - \$A'000
Consolidated profit from ordinary activities after tax attributable to members reported for the 1 <sup>st</sup> half year	96	92
Consolidated profit from ordinary activities after tax attributable to members for the 2 <sup>nd</sup> half year	120	98

**Consolidated balance sheet**

<b>Current assets</b>	At end of current period \$A'000	As shown in last annual report \$A'000	As in last half yearly statement \$A'000
Cash	978	806	854
Receivable	57	76	61
Investments	-	-	-
Inventories	-	-	-
Other (provide details if material)	-	-	-
<b>Total current assets</b>	<b>1,035</b>	<b>882</b>	<b>915</b>
<b>Non-current assets</b>			
Receivables	-	-	-
Investments	-	-	-
Other property, plant and equipment (net)	169	185	179
Intangibles (net)	54	68	62
Other (Deferred Tax Asset)	-	-	-
<b>Total non-current assets</b>	<b>223</b>	<b>253</b>	<b>241</b>
<b>Total assets</b>	<b>1,258</b>	<b>1,135</b>	<b>1,156</b>
<b>Current liabilities</b>			
Accounts payable	13	7	15
Borrowings	-	-	-
Provisions	9	8	15
Other (Deferred Tax Liability)	45	60	63
<b>Total current liabilities</b>	<b>67</b>	<b>75</b>	<b>93</b>

**Annexure 3A**  
**Half Yearly/Yearly Disclosure**

<b>Non-current liabilities</b>			
Accounts payable	-	-	-
Borrowings	-	-	-
Provisions	7	6	-
Other (provide details if material)	1	3	-
<b>Total non-current liabilities</b>	<b>8</b>	<b>9</b>	<b>-</b>
<b>Total liabilities</b>	<b>75</b>	<b>84</b>	<b>93</b>
<b>Net assets</b>	<b>1,183</b>	<b>1,051</b>	<b>1,063</b>
<b>Equity</b>			
Capital	1,012	1,012	1,012
Reserves	-	-	-
Accumulated losses	171	34	51
Equity attributable to members of the parent entity	-	-	-
Outside equity interests in controlled entities	-	-	-
<b>Total equity</b>	<b>1,183</b>	<b>1,051</b>	<b>1,063</b>
Preference capital and related premium included	-	-	-

**Consolidated statement of cash flows**

<b>Cash flows related to operating activities</b>	Current period \$A'000	Previous corresponding period \$A'000
Receipts from customers	840	695
Payments to suppliers and employees	(511)	(469)
Dividends received	-	-
Interest and other items of similar nature received	49	46
Interest and other costs of finance paid	-	-
Income taxes paid	(116)	-
Other (provide details if material)	-	-
<b>Net operating cash flows</b>	<b>262</b>	<b>272</b>

**Annexure 3A**  
**Half Yearly/Yearly Disclosure**

<b>Cash flows related to investing activities</b>		
Payments for purchases of property, plant and equipment	(5)	(38)
Proceeds from sale of property, plant and equipment	-	-
Payment for purchases of equity investments	-	-
Proceeds from sale of equity investments	-	-
Loans to other entities	-	-
Loans repaid by other entities	-	-
Other (purchase of intangible assets)	-	(70)
<b>Net investing cash flows</b>	<b>(5)</b>	<b>(108)</b>
<b>Cash flows related to financing activities</b>		
Proceeds from issues of securities (shares, options, etc.)	-	-
Proceeds from borrowings	-	-
Repayment of borrowings	-	-
Dividends paid	(85)	(42)
Other (provide details if material)	-	-
<b>Net financing cash flows</b>	<b>(85)</b>	<b>(42)</b>
<b>Net increase in cash held</b>	<b>172</b>	<b>122</b>
Cash at beginning of period (see Reconciliation of cash)	806	684
Exchange rate adjustments	-	-
<b>Cash at end of period</b> (see Reconciliation of cash)	<b>978</b>	<b>806</b>

**Non-cash financing and investing activities**

*Details of financing and investing transactions which have had a material effect on consolidated assets and liabilities but did not involve cash flows are as follows. If an amount is quantified, show comparative amount.*

--	--

**Annexure 3A**  
**Half Yearly/Yearly Disclosure**

**Reconciliation of cash**

Reconciliation of cash at the end of the period (as shown in the consolidated statement of cash flows) to the related items in the accounts is as follows.

	Current period \$A'000	Previous corresponding period \$A'000
Cash on hand and at bank	78	26
Deposits at call	900	780
Bank overdraft	-	-
Other (provide details)	-	-
<b>Total cash at end of period</b>	<b>978</b>	<b>806</b>

**Ratios**

	Current period	Previous corresponding period
<b>Profit before tax/sales</b>		
Consolidated profit from ordinary activities before tax as a percentage of sales revenue	36%	34.2%
<b>Profit after tax/equity interests</b>		
Consolidated profit from ordinary activities after tax attributable to members as a percentage of equity (similarly attributable) at the end of the period	18%	18.1%

**Earnings per security (EPS)**

	Current period	Previous corresponding period
Calculation of basic, and fully diluted, EPS in accordance with AASB 1027: Earnings per Share		
(a) Basic EPS	20.41c	19.9c
(b) Diluted EPS (if materially different from (a))	-	-

**NTA backing**

	Current period	Previous corresponding period
Net tangible asset backing per ordinary security	1.07	0.92

**Annexure 3A**  
**Half Yearly/Yearly Disclosure**

**Details of specific receipts/outlays, revenues/expenses**

	Current period A\$'000	Previous corresponding period A\$'000
Interest revenue included	44	46
Interest revenue included but not yet received (if material)	19	24
Interest costs excluded from borrowing costs capitalised in asset values	-	-
Outlays (excepts those arising from the acquisition of an existing business) capitalised in intangibles (if material)	-	-
Depreciation (excluding amortisation of intangibles)	(21)	(18)
Other specific relevant items	-	-

**Control gained over entities having material effect**

Name of entity	N/A
Consolidated profit/(loss) from ordinary activities and extraordinary items after tax of the entity since the date in the current period on which control was acquired	\$-
Date from which such profit has been calculated	-
Profit/(Loss) from ordinary activities and extraordinary items after tax of the entity for the whole of the previous corresponding period	\$-

**Loss of control of entities having material effect**

Name of entity	N/A
Consolidated profit/(loss) from ordinary activities and extraordinary items after tax of the entity for the current period to the date of loss of control	\$-
Date from which the profit/(loss) has been calculated	-
Consolidated profit/(loss) from ordinary activities and extraordinary items after tax of the entity while controlled during the whole of the previous corresponding period	\$-
Contribution to consolidated profit/(loss) from ordinary activities and extraordinary items from sale of interest leading to loss of control	\$-



**Annexure 3A**  
**Half Yearly/Yearly Disclosure**

**Reports for industry and geographical segments**

**Segments**

Operating Revenue

Sales to customers outside the economic entity

Inter-segment sales

Unallocated revenue

Total revenue

Segment result

Unallocated expenses

Consolidated profit from ordinary activities after tax (before equity accounting)

Segment assets

Unallocated assets

Total assets

) Comparative data for segment assets should be as at the  
) end of the previous corresponding period  
)

**Dividends**

Date the dividend is payable

-

Record date to determine entitlements to the dividend (ie. On the basis of registerable transfers received up to 5.00 pm)

-

**Amount per security**

		<i>Franking rate applicable</i>	%	%	%
<i>(annual report only)</i>					
<b>Final dividend:</b>	Current year	8¢	-%	-¢	N/A
	Previous year	4¢	-%	-¢	-¢
<i>(Half yearly and annual statements)</i>					
<b>Interim dividend:</b>	Current year	-¢	N/A	-¢	N/A
	Previous year	-¢	-¢	-¢	-¢

**Annexure 3A**  
**Half Yearly/Yearly Disclosure**

**Total annual dividend (distribution) per security**  
*(Annual statement only)*

	Current year	Previous year
Ordinary securities	8¢	4¢
Preference securities	-¢	-¢

**Total dividend (distribution)**

	Current period \$A'000	Previous corresponding period - \$A'000
Ordinary securities	\$85	\$42
Preference securities	\$-	\$-
<b>Total</b>	<b>\$85</b>	<b>\$42</b>

**Half yearly report – interim dividend (distribution) on all securities or Annual report – final dividend (distribution) on all securities**

	Current period \$A'000	Previous corresponding period - \$A'000
Ordinary securities	\$-	\$-
Preference securities	\$-	\$-
<b>Total</b>	<b>\$-</b>	<b>\$-</b>

The dividend or distribution plans shown below are in operation.

The last date(s) for receipt of election notices to the dividend or distribution plans

Any other disclosures in relation to dividends (distributions)

**Annexure 3A**  
**Half Yearly/Yearly Disclosure**

**Equity accounted associated entities and other material interests**

*Equity accounting information attributable to the to the economic entity's share of investments in associated entities must be disclosed in a separate notice. See AASB 1016: Disclosure of Information about Investments in Associated Companies.*

Entities share of:	Current period A\$'000	Previous corresponding period A\$'000
Profit/(Loss) from ordinary activities before tax.	-	-
Income tax	-	-
Profit/(Loss) from ordinary activities after tax	-	-
Extraordinary items net of tax	-	-
Net profit/(loss)	-	-
Outside equity interests	-	-
Net profit/(loss) attributable to members	-	-

**Material interests in entities which are not controlled entities**

*The entity has an interest (that is material to it) in the following entities.*

Name of entity	Percentage of ownership interest held at end of period or date of disposal		Contribution to profit (loss) from ordinary activities and extraordinary items after tax	
	Current period	Previous corresponding period	Current period \$A'000	Previous corresponding period \$A'000
<b>Equity accounted associates and joint venture entities</b>	-	-	-	-
<b>Total</b>	-	-	-	-
<b>Other material interests</b>	-	-	-	-
<b>Total</b>	-	-	-	-

**Annexure 3A**  
**Half Yearly/Yearly Disclosure**

**Issued and listed securities**

*Description includes rate of interest and any redemption or conversion rights together with prices and dates.*

Category of securities	Number issued	Number listed	Issue Price (cents)	Paid-up value (cents)
<b>Preference securities</b> <i>(description)</i>	-	-	-	-
Changes during current period	-	-	-	-
<b>Ordinary securities</b>	1,058,759	1,058,759	100	100
Changes during current period	-	-	-	-
<b>Convertible debt securities</b> <i>(description and conversion factor)</i>	-	-	-	-
Changes during current period	-	-	-	-
			Exercise price	Expiry date
<b>Options</b> <i>(description and conversion factor)</i>	-	-	-	-
Changes during current period	-	-	-	-
Exercised during current period	-	-	-	-
Expired during current period	-	-	-	-
<b>Debentures</b>	-	-		
<b>Unsecured Notes</b>	-	-		

**Annexure 3A**  
**Half Yearly/Yearly Disclosure**

**Discontinuing Operations**

**Consolidated profit and loss account**

	Continuing operations		Discontinuing operations		Total entity	
	Current period - \$A'000	Previous corresponding period - \$A'000	Current period - \$A'000	Previous corresponding period - \$A'000	Current period - \$A'000	Previous corresponding period - \$A'000
Sales revenue or operation revenue	-	-	-	-	-	-
Other revenue	-	-	-	-	-	-
Expenses from ordinary activities	-	-	-	-	-	-
Profit/(loss) before tax	-	-	-	-	-	-
Less tax	-	-	-	-	-	-
Profit/(loss) from ordinary activities after tax	-	-	-	-	-	-

**Consolidated statement of cash flows**

	Continuing operations		Discontinuing operations		Total entity	
	Current period - \$A'000	Previous corresponding period - \$A'000	Current period - \$A'000	Previous corresponding period - \$A'000	Current period - \$A'000	Previous corresponding period - \$A'000
Net operating cash flows	-	-	-	-	-	-
Net investing cash flows	-	-	-	-	-	-
Net financing cash flows	-	-	-	-	-	-

**Annexure 3A**  
**Half Yearly/Yearly Disclosure**

**Other disclosures**

	Current period A\$'000	Previous corresponding period A\$'000
Carrying amount of items to be disposed of:	-	-
- total assets	-	-
- total liabilities	-	-
Profit/(Loss) on disposal of assets or settlement of liabilities	-	-
Related tax		
Net profit/(loss) on discontinuance	-	-

**Description of disposals**

Nil disposals.
----------------

**Comments by Directors**

**Basis of accounts preparation**

*If this statement is a half yearly statement it should be read in conjunction with the last annual report and any announcements to the market made by the entity during the period.*

**Material factors affecting the revenues and expenses of the entity for the current period including seasonal or cyclical factors**

The company continues to trade in line with expectations and the entity has no material factors that have effected the revenues and expenses to report for the current period.
--

**Annexure 3A**  
**Half Yearly/Yearly Disclosure**

A description of each event since the end of the current period which has had a material effect and is not related to matters already reported, with financial effect quantified (if possible)

Nil to report.

Franking credits available and prospects for paying fully or partly franked dividends for at least the next year

Nil.

Changes in accounting policies since the last annual report and estimates of amounts reported in prior years are disclosed as follows.

N/A

Changes in the amounts of contingent liabilities or assets since the last annual report are disclosed as follows.

N/A

**Additional disclosure for trusts**

Number of units held by the management company or responsible entity to their related parties.

N/A

A statement of the fees and commissions payable to the management company or responsible entity.

Identify:

- Initial service charges
- Management fees
- Other fees

N/A

**Annual meeting (Annual statement only)**

The annual meeting will be held as follows:

Place	Holy Spirit School Hall
Date	7 November 2011
Time	10:00 am
Approximate date the annual report will be available	18 October 2011

**Annexure 3A**  
**Half Yearly/Yearly Disclosure**

**Compliance statement**

- 1 This statement has been prepared under accounting policies which comply with accounting standards as defined in the Corporations Law.
- 2 This statement, and the financial statements under the Corporations Law (if separate), use the same accounting policies.
- 3 In the case of a half-yearly report the same accounting standards and methods of computation are followed as compared with the most recent annual accounts.
- 4 This statement does give a true and fair view of the matters disclosed.
- 5 This statement is based on financial statements to which one of the following applies:  
*(Tick one)*  
 The financial statements have been audited.  
 The financial statements have been subject to review by a registered auditor (or overseas equivalent).  
 The financial statements are in the process of being audited or subject to review.  
 The financial statements have *not* yet been audited or reviewed.
- 6 If the accounts have been or are being audited or subject to review and the audit report is not attached, details of any qualifications are attached/will follow immediately they are available.
- 7 The entity has a formally constituted audit committee.

Sign here:

*Harold A Wise*  
.....  
(Director/Company secretary)

Date:

*2.9.11*  
.....

Print name:

*HAROLD A WISE*  
.....

**Notes**

**True and fair view** If this statement does not give a true and fair view of a matter (for example, because compliance with an Accounting Standard is required) the entity must attach a note providing additional information and explanations to give a true and fair view.

**Income tax** If the amount provided for income tax in this statement differs (or would differ but for compensatory items) by more than 15% from the amount of income tax *prima facie* payable on the profit before tax, the entity must explain in a note the major items responsible for the difference and their amounts.

**Additional information** An entity may disclose additional information about any matter, and must do so if the information is material to an understanding of the financial statements. The information may be an expansion of the material contained in this statement, or contained in a note attached to the statement.



**North Ryde**  
**Community Finance Limited**

**Financial Statements**

**as at**

**30 June 2011**

**North Ryde Community Finance Limited**  
**ABN 74 112 673 506**  
**Directors' Report**

Your directors submit the financial statements of the company for the financial year ended 30 June 2011.

**Directors**

The names and details of the company's directors who held office during or since the end of the financial year:

**Graham John McMaster**

Chairman  
Age: 60  
Occupation: Company Director  
Experience and expertise:  
Broad experience in grains and food industries, and research management. Chairman, Rosewood Research Limited. Fellow of Institute of Company Directors. BScAgr. MSc Agr. PhD. FAICD, FAST.  
Other current directorships: Nil  
Former Directorships in last 3 years: Nil  
Special Responsibilities: Chairman

Interests in shares: 63,501

**Helen Patricia Perrin**

Secretary  
Age: 74  
Occupation: Retired Health Care  
Experience and expertise:  
Board member of New Horizons Enterprises, North Ryde Community Aid and Holy Spirit Church. Strong involvement in local community associations including North Ryde Rotary Club.  
Other current directorships: Nil  
Former Directorships in last 3 years: Nil

Special Responsibilities: Nil  
Interests in shares: 44,752

**Phillip Warren Perrin ("Steve")**

Director  
Age: 70  
Occupation: Retired Developer/Company Director  
Experience and expertise:  
Local resident for over 20 years. Lifetime experience in the building and construction industry. Past President of North Ryde Rotary Club, NSW Chairman of ROMAC and Ryde Citizen of the year 2002.  
Other current directorships: Nil  
Former Directorships in last 3 years: Nil  
Special Responsibilities: Marketing Committee  
Interests in shares: 44,752

**Ivan John Petch**

Director  
Age: 72  
Occupation: Ryde City Councillor  
Experience and expertise:  
Mayor. Long career in Local and State politics. Strong involvement in Lions Club, Red Cross and Legacy. Honorary member North Ryde Rotary and ROMAC patron.  
Other current directorships: Nil  
Former Directorships in last 3 years: Nil  
Special Responsibilities: Nil  
Interests in shares: 1,001

**Robert John Talbot**

Deputy Chairman  
Age: 66  
Occupation: Property Consultant  
Experience and expertise:  
Background in wool broking/agriculture. Since 2000 has run own property consulting business servicing the commercial and industrial property market.

Other current directorships: Nil  
Former Directorships in last 3 years: Nil  
Special Responsibilities: Facilities Committee  
Interests in shares: 26,000

**Thomas Gordon MacAulay**

Director  
Age: 69  
Occupation: Economist  
Experience and expertise:  
Experience on Boards, Councils and an Authority; Deputy Chair Greening Aust. Ltd. (NSW), Council of Research Institute for Asia and the Pacific, University of Sydney; Wheat Export Authority; Professor of  
Other current directorships: Greening Australia Ltd (NSW) Deputy Chair.  
Former Directorships in last 3 years: Nil  
Special Responsibilities: Audit Committee  
Interests in shares: 1,000

**Matthew Phillip Walker**

Director  
Age: 38  
Occupation: Retailer (Butchery)  
Experience and expertise:  
Proprietor of Butchery in North Ryde. Active supporter  
Other current directorships: Nil  
Former Directorships in last 3 years: Nil  
Special Responsibilities: Market Development  
Interests in shares: 15,001

**Harold Anthony Wise**

Treasurer  
Age: 63  
Occupation: Consultant  
Experience and expertise:  
Diploma Commerce, Justice of the Peace.  
Other current directorships: Nil  
Former Directorships in last 3 years: Nil  
Special Responsibilities: Treasurer; Audit,  
Interests in shares: 5,000

**Russell Milton Robinson**

Director (*Deceased 22 December 2010*)

Directors were in office for this entire year unless otherwise stated.

No directors have material interests in contracts or proposed contracts with the company.

**North Ryde Community Finance Limited**  
**ABN 74 112 673 506**  
**Directors' Report**

Your directors submit the financial statements of the company for the financial year ended 30 June 2011.

**Directors**

The names and details of the company's directors who held office during or since the end of the financial year:

**Graham John McMaster**

Chairman  
Age: 60  
Occupation: Company Director  
Experience and expertise:  
Broad experience in grains and food industries, and research management. Chairman, Rosewood Research Limited. Fellow of Institute of Company Directors. BScAgr. MSc Agr. PhD. FAICD, FAST.  
Other current directorships: Nil  
Former Directorships in last 3 years: Nil  
Special Responsibilities: Chairman

Interests in shares: 63,501

**Helen Patricia Perrin**

Secretary  
Age: 74  
Occupation: Retired Health Care  
Experience and expertise:  
Board member of New Horizons Enterprises, North Ryde Community Aid and Holy Spirit Church. Strong involvement in local community associations including North Ryde Rotary Club.  
Other current directorships: Nil  
Former Directorships in last 3 years: Nil

Special Responsibilities: Nil  
Interests in shares: 47,752

**Phillip Warren Perrin ("Steve")**

Director  
Age: 70  
Occupation: Retired Developer/Company Director  
Experience and expertise:  
Local resident for over 20 years. Lifetime experience in the building and construction industry. Past President of North Ryde Rotary Club, NSW Chairman of ROMAC and Ryde Citizen of the year 2002.  
Other current directorships: Nil  
Former Directorships in last 3 years: Nil  
Special Responsibilities: Marketing Committee  
Interests in shares: 47,752

**Ivan John Petch**

Director  
Age: 72  
Occupation: Ryde City Councillor  
Experience and expertise:  
Mayor. Long career in Local and State politics. Strong involvement in Lions Club, Red Cross and Legacy. Honorary member North Ryde Rotary and ROMAC patron.  
Other current directorships: Nil  
Former Directorships in last 3 years: Nil  
Special Responsibilities: Nil  
Interests in shares: 1,001

**Robert John Talbot**

Deputy Chairman  
Age: 66  
Occupation: Property Consultant  
Experience and expertise:  
Background in wool broking/agriculture. Since 2000 has run own property consulting business servicing the commercial and industrial property market.

Other current directorships: Nil  
Former Directorships in last 3 years: Nil  
Special Responsibilities: Facilities Committee  
Interests in shares: 26,000

**Thomas Gordon MacAulay**

Director  
Age: 69  
Occupation: Economist  
Experience and expertise:  
Experience on Boards, Councils and an Authority; Deputy Chair Greening Aust. Ltd. (NSW), Council of Research Institute for Asia and the Pacific, University of Sydney; Wheat Export Authority; Professor of  
Other current directorships: Greening Australia Ltd (NSW) Deputy Chair.  
Former Directorships in last 3 years: Nil  
Special Responsibilities: Audit Committee  
Interests in shares: 1,000

**Matthew Phillip Walker**

Director  
Age: 38  
Occupation: Retailer (Butchery)  
Experience and expertise:  
Proprietor of Butchery in North Ryde. Active supporter  
Other current directorships: Nil  
Former Directorships in last 3 years: Nil  
Special Responsibilities: Market Development  
Interests in shares: 15,001

**Harold Anthony Wise**

Treasurer  
Age: 63  
Occupation: Consultant  
Experience and expertise:  
Diploma Commerce, Justice of the Peace.  
Other current directorships: Nil  
Former Directorships in last 3 years: Nil  
Special Responsibilities: Treasurer; Audit,  
Interests in shares: 5,000

**Russell Milton Robinson**

Director (*Deceased 22 December 2010*)

Directors were in office for this entire year unless otherwise stated.

No directors have material interests in contracts or proposed contracts with the company.

**North Ryde Community Finance Limited**  
**ABN 74 112 673 506**  
**Directors' Report**

**Company Secretary**

The company secretary is Mrs Helen Patricia Perrin. Pat was appointed to the position of secretary on 27 January 2005. Pat is now retired after a career in Health Care Professional Management. She is also a Board Member of New Horizons Enterprises, a well known health facility in the Ryde area. She has been involved in a number of community associations, including North Ryde Rotary Club.

**Principal Activities**

The principal activities of the company during the course of the financial year were in facilitating **Community Bank®** services under management rights to operate a franchised branch of Bendigo and Adelaide Bank Limited.

There has been no significant changes in the nature of these activities during the year.

**Operating Results**

Operations have continued to perform in line with expectations. The profit of the company for the financial year after provision for income tax was:

	Year ended 30 June 2011	Year ended 30 June 2010
	\$	\$
	216,078	194,588

**Remuneration Report**

No Director or secretary of the company receives payment for services as a Director or committee member. There are no employees who are directly accountable and have responsibility for the strategic direction and operational management of the entity.

There are therefore no specified executives whose remuneration requires disclosure.

**Dividends**

	Year Ended 30 June 2011	
	Cents	\$
Dividends paid in the year:	8.00	84,701

**Significant Changes in the State of Affairs**

In the opinion of the directors there were no significant changes in the state of affairs of the company that occurred during the financial year under review not otherwise disclosed in this report or the financial statements.

**Matters Subsequent to the End of the Financial Year**

There are no matters or circumstances that have arisen since the end of the financial year that have significantly affected or may significantly affect the operations of the company, the results of those operations or the state of affairs of the company, in future years.

**Likely Developments**

The company will continue its policy of facilitating banking services to the community.

**Environmental Regulation**

The company is not subject to any significant environmental regulation.

**North Ryde Community Finance Limited**  
**ABN 74 112 673 506**  
**Directors' Report**

**Directors' Benefits**

No director has received or become entitled to receive, during or since the financial year, a benefit because of a contract made by the company, controlled entity or related body corporate with a director, a firm which a director is a member or an entity in which a director has a substantial financial interest.

**Indemnification and Insurance of Directors and Officers**

The company has indemnified all directors and the manager in respect of liabilities to other persons (other than the company or related body corporate) that may arise from their position as directors or manager of the company except where the liability arises out of conduct involving the lack of good faith.

Disclosure of the nature of the liability and the amount of the premium is prohibited by the confidentiality clause of the contract of insurance. The company has not provided any insurance for an auditor of the company or a related body corporate.

**Directors Meetings**

The number of directors meetings attended by each of the directors of the company during the year were:

	<b>Board Meetings Attended</b>	
	<u>Eligible</u>	<u>Attended</u>
Graham John McMaster	11	10
Helen Patricia Perrin	11	9
Phillip Warren Perrin ("Steve")	11	9
Ivan John Petch	11	9
Robert John Talbot	11	11
Thomas Gordon MacAulay	11	8
Matthew Phillip Walker	11	5
Harold Anthony Wise	11	10
Russell Milton Robinson ( <i>Deceased 22 December 2010</i> )	5	5

The company has a marketing sub committee, however no meetings were held during the year.

**Non Audit Services**

The company may decide to employ the auditor on assignments additional to their statutory duties where the auditor's expertise and experience with the company are important. Details of the amounts paid or payable to the auditor (Andrew Frewin & Stewart) for audit and non audit services provided during the year are set out in the notes to the accounts.

The board of directors has considered the position, in accordance with the advice received from the audit committee and is satisfied that the provision of the non-audit services is compatible with the general standard of independence for auditors imposed by the Corporations Act 2001.


The directors are satisfied that the provision of non-audit services by the auditor, as set out in the notes did not compromise the auditor independence requirements of the Corporations Act 2001 for the following reasons:

- all non-audit services have been reviewed by the audit committee to ensure they do not impact on the impartiality and objectivity of the auditor;
- none of the services undermine the general principles relating to auditor independence as set out in APES 110 Code of Ethics for Professional Accountants, including reviewing or auditing the auditor's own work, acting in a management or a decision-making capacity for the company, acting as advocate for the company or jointly sharing economic risk and rewards.

**Auditors' Independence Declaration**

A copy of the auditors' independence declaration as required under section 307C of the Corporations Act 2001 is set out on page 4.

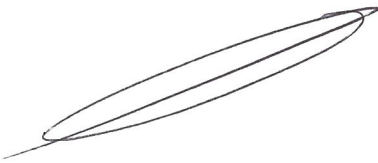
Signed in accordance with a resolution of the board of directors at North Ryde, New South Wales on 30 August 2011.

  
Graham John McMaster, Chairman

**Lead Auditor's Independence Declaration under section 307C of the Corporations Act 2001  
to the directors of North Ryde Community Finance Limited**

I declare, that to the best of my knowledge and belief, in relation to the audit for the financial year ended 30 June 2011 there have been:

- no contraventions of the auditor independence requirements of the Corporations Act 2001 in relation to the review; and
- no contraventions of any applicable code of professional conduct in relation to the audit.



**GRAEME STEWART**  
**ANDREW FREWIN & STEWART**  
61-65 Bull Street, Bendigo, 3550

30<sup>th</sup> August 2011

**North Ryde Community Finance Limited**  
**ABN 74 112 673 506**  
**Statement of Comprehensive Income**  
**for the Year Ended 30 June 2011**

	<u>Notes</u>	<b>2011</b> <b>\$</b>	<b>2010</b> <b>\$</b>
Revenues from ordinary activities	4	868,294	794,114
Employee benefits expense		(319,947)	(283,107)
Charitable donations, sponsorship, advertising and promotion		(17,571)	(28,186)
Occupancy and associated costs		(77,040)	(67,469)
Systems costs		(18,222)	(19,412)
Depreciation and amortisation expense	5	(34,935)	(29,711)
General administration expenses		(85,916)	(94,608)
<b>Profit before income tax expense</b>		<b>314,663</b>	<b>271,621</b>
Income tax expense	6	(98,585)	(77,033)
<b>Profit after income tax expense</b>		<b>216,078</b>	<b>194,588</b>
<b>Total comprehensive income for the year</b>		<b>216,078</b>	<b>194,588</b>
<b>Earnings per share (cents per share)</b>		<b>c</b>	<b>c</b>
- basic for profit for the year	21	20.41	18.38

The accompanying notes form part of these financial statements

**North Ryde Community Finance Limited**  
**ABN 74 112 673 506**  
**Balance Sheet**  
**as at 30 June 2011**

	<u>Notes</u>	2011 \$	2010 \$
<b>ASSETS</b>			
<b>Current Assets</b>			
Cash and cash equivalents	7	978,092	805,758
Trade and other receivables	8	56,730	75,871
<b>Total Current Assets</b>		<u><b>1,034,822</b></u>	<u><b>881,629</b></u>
<b>Non-Current Assets</b>			
Property, plant and equipment	9	168,714	184,887
Intangible assets	10	54,638	68,588
<b>Total Non-Current Assets</b>		<u><b>223,352</b></u>	<u><b>253,475</b></u>
<b>Total Assets</b>		<u><b>1,258,174</b></u>	<u><b>1,135,104</b></u>
<b>LIABILITIES</b>			
<b>Current Liabilities</b>			
Trade and other payables	12	13,301	7,344
Current tax liabilities	11	44,776	59,929
Provisions	13	9,173	7,675
<b>Total Current Liabilities</b>		<u><b>67,250</b></u>	<u><b>74,948</b></u>
<b>Non-Current Liabilities</b>			
Provisions	13	7,261	5,583
Deferred tax liabilities	11	865	3,152
<b>Total Non-Current Liabilities</b>		<u><b>8,126</b></u>	<u><b>8,735</b></u>
<b>Total Liabilities</b>		<u><b>75,376</b></u>	<u><b>83,683</b></u>
<b>Net Assets</b>		<u><b>1,182,798</b></u>	<u><b>1,051,421</b></u>
<b>Equity</b>			
Issued capital	14	1,012,038	1,012,038
Retained earnings	15	170,760	39,383
<b>Total Equity</b>		<u><b>1,182,798</b></u>	<u><b>1,051,421</b></u>

The accompanying notes form part of these financial statements



**North Ryde Community Finance Limited**  
**ABN 74 112 673 506**  
**Statement of Changes in Equity**  
**for the Year Ended 30 June 2011**

	Issued Capital \$	Retained Earnings \$	Total Equity \$
<b>Balance at 1 July 2009</b>	<u>1,012,038</u>	<u>(112,855)</u>	<u>899,183</u>
<b>Total comprehensive income for the year</b>	<u>-</u>	<u>194,588</u>	<u>194,588</u>
<b>Transactions with owners in their capacity as owners:</b>			
Shares issued during period	-	-	-
Costs of issuing shares	-	-	-
Dividends provided for or paid	-	(42,350)	(42,350)
<b>Balance at 30 June 2010</b>	<u><u>1,012,038</u></u>	<u><u>39,383</u></u>	<u><u>1,051,421</u></u>
<b>Balance at 1 July 2010</b>	<u>1,012,038</u>	<u>39,383</u>	<u>1,051,421</u>
<b>Total comprehensive income for the year</b>	<u>-</u>	<u>216,078</u>	<u>216,078</u>
<b>Transactions with owners in their capacity as owners:</b>			
Shares issued during period	-	-	-
Costs of issuing shares	-	-	-
Dividends provided for or paid	-	(84,701)	(84,701)
<b>Balance at 30 June 2011</b>	<u><u>1,012,038</u></u>	<u><u>170,760</u></u>	<u><u>1,182,798</u></u>

The accompanying notes form part of these financial statements

**North Ryde Community Finance Limited**  
**ABN 74 112 673 506**  
**Statement of Cashflows**  
**for the Year Ended 30 June 2011**

	<u>Notes</u>	<b>2011</b> <b>\$</b>	<b>2010</b> <b>\$</b>
<b>Cash Flows From Operating Activities</b>			
Receipts from customers		839,983	694,966
Payments to suppliers and employees		(510,802)	(469,038)
Interest received		48,691	45,828
Income taxes paid		(116,025)	-
<b>Net cash provided by operating activities</b>	16	<u>261,847</u>	<u>271,756</u>
<b>Cash Flows From Investing Activities</b>			
Payments for property, plant and equipment		(4,812)	(37,983)
Payments for intangible assets		-	(69,751)
<b>Net cash used in investing activities</b>		<u>(4,812)</u>	<u>(107,734)</u>
<b>Cash Flows From Financing Activities</b>			
Dividends paid		(84,701)	(42,350)
<b>Net cash used in financing activities</b>		<u>(84,701)</u>	<u>(42,350)</u>
<b>Net increase in cash held</b>		172,334	121,672
Cash and cash equivalents at the beginning of the financial year		805,758	684,086
<b>Cash and cash equivalents at the end of the financial year</b>	7(a)	<u>978,092</u>	<u>805,758</u>

The accompanying notes form part of these financial statements

**North Ryde Community Finance Limited**  
**ABN 74 112 673 506**  
**Notes to the Financial Statements**  
**for the Year Ended 30 June 2011**

**Note 1. Summary of Significant Accounting Policies**

**a) Basis of Preparation**

These general purpose financial statements have been prepared in accordance with Australian Accounting Standards, other authoritative pronouncements of the Australian Accounting Standard Boards and the Corporations Act 2001.

Compliance with IFRS

These financial statements and notes comply with International Financial Reporting Standards (IFRS) as issued by the International Accounting Standards Board.

Critical accounting estimates

The preparation of the financial statements requires the use of certain critical accounting estimates. It also requires management to exercise its judgement in the process of applying the company's accounting policies. These areas involving a higher degree of judgement or complexities, or areas where assumptions and estimates are significant to the financial statements are disclosed in note 3.

Financial statement presentation

The company has applied revised AASB 101 Presentation of Financial Statements which became effective on 1 January 2009. The company has elected to present all items of income and expense recognised in the period in a single statement of comprehensive income.

Historical cost convention

The financial statements have been prepared under the historical cost convention on an accruals basis as modified by the revaluation of financial assets and liabilities at fair value through profit or loss and where stated, current valuations of non-current assets. Cost is based on the fair values of the consideration given in exchange for assets.

Comparative figures

Where required by Australian Accounting Standards comparative figures have been adjusted to conform with changes in presentation for the current financial year.

Adoption of new and revised Accounting Standards

During the current year the entity has adopted all of the new and revised Australian Accounting Standards and Interpretations applicable to its operations which became mandatory.

The adoption of these standards has impacted the recognition, measurement and disclosure of certain transactions. The following is an explanation of the impact the adoption of these standards and interpretations has had on the financial statements of the company.

*AASB 101 Presentation of Financial Statements*

In September 2007 the Australian Accounting Standards Board revised AASB 101, and as a result there have been changes to the presentation and disclosure of certain information within the financial statements. Below is an overview of the key changes and the impact on the company's financial statements.

*Disclosure impact*

*Terminology changes* – The revised version of AASB 101 contains a number of terminology changes, including the amendment of the names of the primary financial statements.

*Reporting changes in equity* – The revised AASB 101 requires all changes in equity arising from transactions with owners in their capacity as owners to be presented separately from non-owner changes in equity. Owner changes in equity are to be presented in the statement of changes in equity, with non-owner changes in equity presented in the statement of comprehensive income. The previous version of AASB 101 required that owner changes in equity and other comprehensive income be presented in the statement of changes in equity.

*Statement of comprehensive income* – The revised AASB 101 requires all income and expenses to be presented in either one statement, the statement of comprehensive income, or two statements, a separate income statement and a statement of comprehensive income. The previous version of AASB 101 required only the presentation of a single income statement.

**Note 1. Summary of Significant Accounting Policies (continued)**

**a) Basis of Preparation (continued)**

The company's financial statements contain a single statement of comprehensive income.

*Other comprehensive income* – The revised version of AASB 101 introduces the concept of "other comprehensive income" which comprises of income and expense that are not recognised in profit or loss as required by other Australian Accounting Standards. Items of other comprehensive income are to be disclosed in the statement of comprehensive income. Entities are required to disclose the income tax relating to each component of other comprehensive income. The previous version of AASB 101 did not contain an equivalent concept.

New Accounting Standards for application in future periods

The AASB has issued new and amended accounting standards and interpretations that have mandatory application dates for future reporting periods, as follows:

- *AASB 9: Financial Instruments and AASB 2009-11: Amendments to Australian Accounting Standards arising from AASB 9 [AASB 1, 3, 4, 5, 7, 101, 102, 108, 112, 118, 121, 127, 128, 131, 132, 136, 139, 1023 & 1038 and Interpretations 10 & 12] (applicable for annual reporting periods commencing on or after 1 January 2013)*
- *AASB 2009-12: Amendments to Australian Accounting Standards [AASBs 5, 8, 108, 110, 112, 119, 133, 137, 139, 1023 & 1031 and Interpretations 2, 4, 16, 1039 & 1052] (applicable for annual reporting periods commencing on or after 1 January 2011)*

These standards are applicable retrospectively and amend the classification and measurement of financial assets. The company has determined these amendments will have no impact on the preparation of the financial statements and therefore they have not been applied.

Economic dependency - Bendigo and Adelaide Bank Limited

The company has entered into a franchise agreement with Bendigo and Adelaide Bank Limited that governs the management of the **Community Bank®** branch at North Ryde, New South Wales.

The branch operates as a franchise of Bendigo and Adelaide Bank Limited, using the name "Bendigo Bank" and the logo and system of operations of Bendigo and Adelaide Bank Limited. The company manages the **Community Bank®** branch on behalf of Bendigo and Adelaide Bank Limited, however all transactions with customers conducted through the **Community Bank®** branches are effectively conducted between the customers and Bendigo and Adelaide Bank Limited.

All deposits are made with Bendigo and Adelaide Bank Limited, and all personal and investment products are products of Bendigo and Adelaide Bank Limited, with the company facilitating the provision of those products. All loans, leases or hire purchase transactions, issues of new credit or debit cards, temporary or bridging finance and any other transaction that involves creating a new debt, or increasing or changing the terms of an existing debt owed to Bendigo and Adelaide Bank Limited, must be approved by Bendigo and Adelaide Bank Limited. All credit transactions are made with Bendigo and Adelaide Bank Limited, and all credit products are products of Bendigo and Adelaide Bank Limited.

Bendigo and Adelaide Bank Limited provides significant assistance in establishing and maintaining the **Community Bank®** branch franchise operations. It also continues to provide ongoing management and operational support, and other assistance and guidance in relation to all aspects of the franchise operation, including advice in relation to:

- advice and assistance in relation to the design, layout and fit out of the **Community Bank®** branch;
- training for the branch manager and other employees in banking, management systems and interface protocol;
- methods and procedures for the sale of products and provision of services;
- security and cash logistic controls;
- calculation of company revenue and payment of many operating and administrative expenses
- the formulation and implementation of advertising and promotional programs; and
- sales techniques and proper customer relations.

**North Ryde Community Finance Limited**  
**ABN 74 112 673 506**  
**Notes to the Financial Statements**  
**for the Year Ended 30 June 2011**

**Note 1. Summary of Significant Accounting Policies (continued)**

The following is a summary of the material accounting policies adopted by the company in the preparation of the financial statements. The accounting policies have been consistently applied, unless otherwise stated.

**b) Revenue**

Revenue is recognised when the amount of revenue can be reliably measured, it is probable that future economic benefit will flow to the company and any specific criteria have been met. Interest and fee revenue is recognised when earned. The gain or loss on disposal of property, plant and equipment is recognised on a net basis and is classified as income rather than revenue. All revenue is stated net of the amount of Goods and Services Tax (GST).

Revenue calculation

The franchise agreement with Bendigo and Adelaide Bank Limited provides for three types of revenue earned by the company. First, the company is entitled to 50% of the monthly gross margin earned by Bendigo and Adelaide Bank Limited on products and services provided through the company that are regarded as "day to day" banking business (ie 'margin business'). This arrangement also means that if the gross margin reflects a loss (that is, the gross margin is a negative amount), the company effectively incurs, and must bear, 50% of that loss.

The second source of revenue is commission paid by Bendigo and Adelaide Bank Limited on the other products and services provided through the company (ie 'commission business'). The commission is currently payable on various specified products and services, including insurance, financial planning, common fund, Sandhurst Select, superannuation, commercial loan referrals, products referred by Rural Bank, leasing referrals, fixed loans and certain term deposits (>90 days). The amount of commission payable can be varied in accordance with the Franchise Agreement (which, in some cases, permits commissions to be varied at the discretion of Bendigo and Adelaide Bank Limited). This discretion has been exercised on several occasions previously. For example in February 2011 Bendigo and Adelaide Bank Limited reduced commissions on two core banking products to ensure a more even distribution of income between Bendigo and Adelaide Bank Limited and its **Community Bank®** partners. The revenue share model is subject to regular review to ensure that the interests of Bendigo and Adelaide Bank Limited and **Community Bank®** companies remain balanced.

The third source of revenue is a proportion of the fees and charges (ie, what are commonly referred to as 'bank fees and charges') charged to customers. This proportion, determined by Bendigo and Adelaide Bank Limited, may vary between products and services and may be amended by Bendigo and Adelaide Bank Limited from time to time.

**c) Income Tax**

Current tax

Current tax is calculated by reference to the amount of income taxes payable or recoverable in respect of the taxable profit or loss for the period. It is calculated using tax rates and tax laws that have been enacted or substantively enacted by reporting date. Current tax for current and prior periods is recognised as a liability (or asset) to the extent that it is unpaid (or refundable).

Deferred tax

Deferred tax is accounted for using the balance sheet liability method on temporary differences arising from differences between the carrying amount of assets and liabilities in the financial statements and the corresponding tax base of those items.

In principle, deferred tax liabilities are recognised for all taxable temporary differences. Deferred tax assets are recognised to the extent that it is probable that sufficient taxable amounts will be available against which deductible temporary differences or unused tax losses and tax offsets can be utilised. However, deferred tax assets and liabilities are not recognised if the temporary differences giving rise to them arise from the initial recognition of assets and liabilities (other than as a result of a business combination) which affects neither taxable income nor accounting profit. Furthermore, a deferred tax liability is not recognised in relation to taxable temporary differences arising from goodwill.

Deferred tax assets and liabilities are measured at the tax rates that are expected to apply to the period(s) when the asset and liability giving rise to them are realised or settled, based on tax rates (and tax laws) that have been enacted or substantively enacted by reporting date. The measurement of deferred tax liabilities reflects the tax consequences that would follow from the manner in which the consolidated entity expects, at the reporting date, to recover or settle the carrying amount of its assets and liabilities.

Deferred tax assets and liabilities are offset when there is a legally enforceable right to offset current tax and when the balances relate to taxes levied by the same taxation authority and the company entity intends to settle its tax assets and liabilities on a net basis.

**Note 1. Summary of Significant Accounting Policies (continued)**

**c) Income Tax (continued)**

Current and deferred tax for the period

Current and deferred tax is recognised as an expense or income in the statement of comprehensive income, except when it relates to items credited or debited to equity, in which case the deferred tax is also recognised directly in equity, or where it arises from initial accounting for a business combination, in which case it is taken into account in the determination of goodwill or excess.

**d) Employee Entitlements**

Provision is made for the company's liability for employee benefits arising from services rendered by employees to balance date. Employee benefits that are expected to be settled within one year have been measured at the amounts expected to be paid when the liability is settled, plus related on-costs. Employee benefits payable later than one year have been measured at the present value of the estimated future cash outflows to be made for those benefits.

The company contributes to a defined contribution plan. Contributions to employee superannuation funds are charged against income as incurred.

**e) Cash and Cash Equivalents**

For the purposes of the statement of cash flows, cash includes cash on hand and in banks and investments in money market instruments, net of outstanding bank overdrafts. Bank overdrafts are shown within borrowings in current liabilities on the balance sheet.

**f) Trade Receivables and Payables**

Receivables are carried at their amounts due. The collectability of debts is assessed at balance date and specific provision is made for any doubtful accounts. Liabilities for trade creditors and other amounts are carried at cost that is the fair value of the consideration to be paid in the future for goods and services received, whether or not billed to the company.

**g) Property, Plant and Equipment**

Plant and equipment, leasehold improvements and equipment under finance lease are stated at cost less accumulated depreciation and impairment. Cost includes expenditure that is directly attributable to the acquisition of the item. In the event that settlement of all or part of the purchase consideration is deferred, cost is determined by discounting the amounts payable in the future to their present value as at the date of acquisition.

Depreciation is provided on property, plant and equipment, including freehold buildings but excluding land. Depreciation is calculated on a straight line basis so as to write off the net cost of each asset over its expected useful life to its estimated residual value. Leasehold improvements are depreciated at the rate equivalent to the available building allowance using the straight line method. The estimated useful lives, residual values and depreciation method is reviewed at the end of each annual reporting period.

The following estimated useful lives are used in the calculation of depreciation:

- leasehold improvements	40 years
- plant and equipment	2.5 - 40 years
- furniture and fittings	4 - 40 years

**h) Intangibles**

The franchise fee paid to Bendigo and Adelaide Bank Limited has been recorded at cost and is amortised on a straight line basis over the life of the franchise agreement.

**Note 1. Summary of Significant Accounting Policies (continued)**

**i) Payment Terms**

Receivables and payables are non interest bearing and generally have payment terms of between 30 and 90 days.

**j) Borrowings**

All loans are initially measured at the principal amount. Interest is recognised as an expense as it accrues.

**k) Financial Instruments**

Recognition and initial measurement

Financial instruments, incorporating financial assets and financial liabilities, are recognised when the entity becomes a party to the contractual provisions of the instrument.

Financial instruments are initially measured at fair value plus transaction costs. Financial instruments are classified and measured as set out below.

Derecognition

Financial assets are derecognised where the contractual rights to receipt of cash flows expires or the asset is transferred to another party whereby the entity no longer has any significant continuing involvement in the risks and benefits associated with the asset.

Classification and subsequent measurement

- (i) *Loans and receivables*  
Loans and receivables are non-derivative financial assets with fixed or determinable payments that are not quoted in an active market and are subsequently measured at amortised cost using the effective interest rate method.
- (ii) *Held-to-maturity investments*  
Held-to-maturity investments are non-derivative financial assets that have fixed maturities and fixed or determinable payments, and it is the entity's intention to hold these investments to maturity. They are subsequently measured at amortised cost using the effective interest rate method.
- (iii) *Financial liabilities*  
Non-derivative financial liabilities (excluding financial guarantees) are subsequently measured at amortised cost using the effective interest rate method.

Impairment

At each reporting date, the entity assesses whether there is objective evidence that a financial instrument has been impaired. Impairment losses are recognised in the statement of comprehensive income.

**l) Leases**

Leases of fixed assets where substantially all the risks and benefits incidental to the ownership of the asset, but not the legal ownership are transferred to the company are classified as finance leases. Finance leases are capitalised by recording an asset and a liability at the lower of the amounts equal to the fair value of the leased property or the present value of the minimum lease payments, including any guaranteed residual values. Lease payments are allocated between the reduction of the lease liability and the lease interest expense for the period.

Leased assets are depreciated on a straight-line basis over the shorter of their estimated useful lives or the lease term. Lease payments for operating leases, where substantially all the risks and benefits remain with the lessor, are charged as expenses in the periods in which they are incurred. Lease incentives under operating leases are recognised as a liability and amortised on a straight-line basis over the life of the lease term.

**m) Provisions**

Provisions are recognised when the economic entity has a legal, equitable or constructive obligation to make a future sacrifice of economic benefits to other entities as a result of past transactions or other past events, it is probable that a future sacrifice of economic benefits will be required and a reliable estimate can be made of the amount of the obligation.

A provision for dividends is not recognised as a liability unless the dividends are declared, determined or publicly recommended on or before the reporting date.

**Note 1. Summary of Significant Accounting Policies (continued)**

**n) Contributed Equity**

Ordinary shares are recognised at the fair value of the consideration received by the company. Any transaction costs arising on the issue of ordinary shares are recognised directly in equity as a reduction of the share proceeds received.

**o) Earnings Per Share**

Basic earnings per share is calculated by dividing the profit attributable to equity holders of the company, excluding any costs of servicing equity other than ordinary shares, by the weighted average number of ordinary shares outstanding during the financial year, adjusted for bonus elements in ordinary shares issued during the year.

**p) Goods and Services Tax**

Revenues, expenses and assets are recognised net of the amount of Goods and Services Tax (GST), except where the amount of GST incurred is not recoverable from the taxation authority. In these circumstances, the GST is recognised as part of the cost of acquisition of the asset or as part of the expense.

Receivables and payables are stated with the amount of GST included. The net amount of GST recoverable from, or payable to, the taxation authority is included as part of receivables or payables in the balance sheet. Cash flows are included in the statement of cash flows on a gross basis.

The GST components of cash flows arising from investing and financing activities which are recoverable from, or payable to, the taxation authority are classified as operating cash flows.

**Note 2. Financial Risk Management**

The company's activities expose it to a limited variety of financial risks: market risk (including currency risk, fair value interest risk and price risk), credit risk, liquidity risk and cash flow interest rate risk. The company's overall risk management program focuses on the unpredictability of financial markets and seeks to minimise potential adverse effects on the financial performance of the entity. The entity does not use derivative instruments.

Risk management is carried out directly by the board of directors.

**(i) Market risk**

The company has no exposure to any transactions denominated in a currency other than Australian dollars.

**(ii) Price risk**

The company is not exposed to equity securities price risk as it does not hold investments for sale or at fair value. The company is not exposed to commodity price risk.

**(iii) Credit risk**

The company has no significant concentrations of credit risk. It has policies in place to ensure that customers have an appropriate credit history. The company's franchise agreement limits the company's credit exposure to one financial institution, being Bendigo and Adelaide Bank Limited.

**(iv) Liquidity risk**

Prudent liquidity management implies maintaining sufficient cash and marketable securities and the availability of funding from credit facilities. The company believes that its sound relationship with Bendigo and Adelaide Bank Limited mitigates this risk significantly.

**(v) Cash flow and fair value interest rate risk**

Interest-bearing assets are held with Bendigo and Adelaide Bank Limited and subject to movements in market interest. Interest-rate risk could also arise from long-term borrowings. Borrowings issued at variable rates expose the company to cash flow interest-rate risk. The company believes that its sound relationship with Bendigo and Adelaide Bank Limited mitigates this risk significantly.



**Note 2. Financial Risk Management (continued)**

(vi) Capital management

The board's policy is to maintain a strong capital base so as to sustain future development of the company. The board of directors monitor the return on capital and the level of dividends to shareholders. Capital is represented by total equity as recorded in the balance sheet.

In accordance with the franchise agreement, in any 12 month period, the funds distributed to shareholders shall not exceed the distribution limit.

- (i) the distribution limit is the greater of:
  - (a) 20% of the profit or funds of the franchisee otherwise available for distribution to shareholders in that 12 month period; and
  - (b) subject to the availability of distributable profits, the relevant rate of return multiplied by the average level of share capital of the franchisee over that 12 month period; and
- (ii) the relevant rate of return is equal to the weighted average interest rate on 90 day bank bills over that 12 month period plus 5%.

The board is managing the growth of the business in line with this requirement. There are no other externally imposed capital requirements, although the nature of the company is such that amounts will be paid in the form of charitable donations and sponsorship. Charitable donations and sponsorship paid for the year ended 30 June 2011 can be seen in the statement of comprehensive income.

There were no changes in the company's approach to capital management during the year.

**Note 3. Critical Accounting Estimates and Judgements**

Estimates and judgements are continually evaluated and are based on historical experience and other factors, including expectations of future events that may have a financial impact on the entity and that are believed to be reasonable under the circumstances.

The company makes estimates and assumptions concerning the future. The resulting accounting estimates will, by definition, seldom equal the related actual results.

Management has identified the following critical accounting policies for which significant judgements, estimates and assumptions are made. Actual results may differ from these estimates under different assumptions and conditions and may materially affect financial results or the financial position reported in future periods.

Further details of the nature of these assumptions and conditions may be found in the relevant notes to the financial statements.

Taxation

Judgement is required in assessing whether deferred tax assets and certain tax liabilities are recognised on the balance sheet. Deferred tax assets, including those arising from un-recouped tax losses, capital losses and temporary differences, are recognised only where it is considered more likely than not that they will be recovered, which is dependent on the generation of sufficient future taxable profits.

Assumptions about the generation of future taxable profits depend on management's estimates of future cash flows. These depend on estimates of future sales volumes, operating costs, capital expenditure, dividends and other capital management transactions. Judgements are also required about the application of income tax legislation.

These judgements and assumptions are subject to risk and uncertainty, hence there is a possibility that changes in circumstances will alter expectations, which may impact the amount of deferred tax assets and deferred tax liabilities recognised on the balance sheet and the amount of other tax losses and temporary differences not yet recognised. In such circumstances, some or all of the carrying amount of recognised deferred tax assets and liabilities may require adjustment, resulting in corresponding credit or charge to the statement of comprehensive income.

Estimation of useful lives of assets

The estimation of the useful lives of assets has been based on historical experience and the condition of the asset is assessed at least once per year and considered against the remaining useful life. Adjustments to useful lives are made when considered necessary.

Goodwill

Goodwill represents the excess of the cost of an acquisition over the fair value of the company's share of the net identifiable assets of the acquired branch/agency at the date of acquisition. Goodwill on acquisition is included in intangible assets. Goodwill is not amortised. Instead, goodwill is tested for impairment annually, or more frequently if events or changes in circumstances indicate that it might be impaired, and is carried at cost less accumulated impairment losses.

The calculations require the use of assumptions.

**North Ryde Community Finance Limited**  
**ABN 74 112 673 506**  
**Notes to the Financial Statements**  
**for the Year Ended 30 June 2011**

**Note 3. Critical Accounting Estimates and Judgements (continued)**

Impairment of assets

At each reporting date, the company reviews the carrying amounts of its tangible and intangible assets that have an indefinite useful life to determine whether there is any indication that those assets have suffered an impairment loss. If any such indication exists, the recoverable amount of the asset is estimated in order to determine the extent of the impairment loss (if any). Where the asset does not generate cash flows that are independent from other assets, the consolidated entity estimates the recoverable amount of the cash-generating unit to which the asset belongs.

Recoverable amount is the higher of fair value less costs to sell and value in use. In assessing value in use, the estimated future cash flows are discounted to their present value using a pre-tax discount rate that reflects current market assessments of the time value of money and the risks specific to the asset for which the estimates of future cash flows have not been adjusted.

If the recoverable amount of an asset (or cash-generating unit) is estimated to be less than its carrying amount, the carrying amount of the asset (cash-generating unit) is reduced to its recoverable amount. An impairment loss is recognised in profit or loss immediately, unless the relevant asset is carried at fair value, in which case the impairment loss is treated as a revaluation decrease.

Where an impairment loss subsequently reverses, the carrying amount of the asset (cash-generating unit) is increased to the revised estimate of its recoverable amount, but only to the extent that the increased carrying amount does not exceed the carrying amount that would have been determined had no impairment loss been recognised for the asset (cash-generating unit) in prior years. A reversal of an impairment loss is recognised in profit or loss immediately, unless the relevant asset is carried at fair value, in which case the reversal of the impairment loss is treated as a revaluation increase.

<b>Note 4. Revenue from Ordinary Activities</b>	<b>2011</b>	<b>2010</b>
	<b>\$</b>	<b>\$</b>
Operating activities:		
- services commissions	824,084	748,286
Total revenue from operating activities	<u>824,084</u>	<u>748,286</u>
Non-operating activities:		
- interest received	44,210	45,828
Total revenue from non-operating activities	<u>44,210</u>	<u>45,828</u>
Total revenues from ordinary activities	<u>868,294</u>	<u>794,114</u>

**Note 5. Expenses**

Depreciation of non-current assets:		
- plant and equipment	4,732	5,116
- leasehold improvements	8,006	7,643
- motor vehicle	8,247	4,790
Amortisation of non-current assets:		
- franchise agreement	11,625	11,193
- franchise renewal fee	2,325	969
	<u>34,935</u>	<u>29,711</u>
Bad debts	<u>5,513</u>	<u>8,512</u>

**Note 6. Income Tax Expense**

The components of tax expense comprise:		
- Current tax	100,872	59,929
- Movement in deferred tax	(2,287)	3,703
- Recoup of prior year tax loss	-	13,401
	<u>98,585</u>	<u>77,033</u>

The prima facie tax on profit from ordinary activities before income tax is reconciled to the income tax expense as follows:

Operating profit	314,663	271,621
Prima facie tax on profit from ordinary activities at 30%	94,399	81,487
Add tax effect of:		
- non-deductible expenses	4,185	3,649
- timing difference expenses	2,288	(3,704)
- investment deduction	-	(5,298)
- other deductible expenses	-	(2,803)
	<u>100,872</u>	<u>73,331</u>
Movement in deferred tax	11 (2,287)	17,104
Under/(Over) provision of income tax in the prior year	-	(13,402)
	<u>98,585</u>	<u>77,033</u>

**North Ryde Community Finance Limited**  
**ABN 74 112 673 506**  
**Notes to the Financial Statements**  
**for the Year Ended 30 June 2011**

**Note 7. Cash and Cash Equivalents**

Cash at bank and on hand	78,092	25,758
Term deposits	900,000	780,000
	<u>978,092</u>	<u>805,758</u>

The above figures are reconciled to cash at the end of the financial year as shown in the statement of cashflows as follows:

**Note 7.(a) Reconciliation of cash**

Cash at bank and on hand	78,092	25,758
Term deposits	900,000	780,000
	<u>978,092</u>	<u>805,758</u>

**Note 8. Trade and Other Receivables**

Trade receivables	32,364	46,003
Other receivables and accruals	19,315	23,796
Prepayments	5,051	6,072
	<u>56,730</u>	<u>75,871</u>

**Note 9. Property, Plant and Equipment**

Plant and equipment

At cost	79,733	79,733
Less accumulated depreciation	(37,304)	(32,572)
	<u>42,429</u>	<u>47,161</u>

Motor Vehicles

At cost	32,987	32,987
Less accumulated depreciation	(13,037)	(4,790)
	<u>19,950</u>	<u>28,197</u>

Leasehold improvements

At cost	151,436	146,624
Less accumulated depreciation	(45,101)	(37,095)
	<u>106,335</u>	<u>109,529</u>

Total written down amount	<u>168,714</u>	<u>184,887</u>
---------------------------	----------------	----------------

**Movements in carrying amounts:**

Plant and equipment

Carrying amount at beginning	47,161	49,940
Additions	-	2,336
Less: depreciation expense	(4,732)	(5,115)
Carrying amount at end	<u>42,429</u>	<u>47,161</u>

Motor Vehicles

Carrying amount at beginning	28,197	-
Additions	-	32,987
Less: depreciation expense	(8,247)	(4,790)
Carrying amount at end	<u>19,950</u>	<u>28,197</u>

Leasehold improvements

Carrying amount at beginning	109,529	114,512
Additions	4,812	2,660
Less: depreciation expense	(8,006)	(7,643)
Carrying amount at end	<u>106,335</u>	<u>109,529</u>

Total written down amount	<u>168,714</u>	<u>184,887</u>
---------------------------	----------------	----------------

**North Ryde Community Finance Limited**  
**ABN 74 112 673 506**  
**Notes to the Financial Statements**  
**for the Year Ended 30 June 2011**

**Note 10. Intangible Assets**

<u>Franchise fee</u>		
At cost	71,625	71,625
Less: accumulated amortisation	(62,519)	(60,194)
	<u>9,106</u>	<u>11,431</u>
<u>Renewal processing fee</u>		
At cost	58,126	58,126
Less: accumulated amortisation	(12,594)	(969)
	<u>45,532</u>	<u>57,157</u>
	<u>54,638</u>	<u>68,588</u>
Total written down amount		

**Note 11. Tax**

**Current:**

Income tax payable	<u>44,776</u>	<u>59,929</u>
--------------------	---------------	---------------

**Non-Current:**

<u>Deferred tax assets</u>		
- accruals	-	9
- employee provisions	4,930	3,978
	<u>4,930</u>	<u>3,987</u>
<u>Deferred tax liability</u>		
- accruals	5,795	7,139
	<u>5,795</u>	<u>7,139</u>
Net deferred tax liability	<u>(865)</u>	<u>(3,152)</u>
Movement in deferred tax charged to statement of comprehensive income	<u>(2,287)</u>	<u>17,104</u>

**Note 12. Trade and Other Payables**

Trade creditors	10,001	2,164
Other creditors and accruals	3,300	5,180
	<u>13,301</u>	<u>7,344</u>

**Note 13. Provisions**

**Current:**

Provision for annual leave	<u>9,173</u>	<u>7,675</u>
----------------------------	--------------	--------------

**Non-Current:**

Provision for long service leave	<u>7,261</u>	<u>5,583</u>
----------------------------------	--------------	--------------

**North Ryde Community Finance Limited**  
**ABN 74 112 673 506**  
**Notes to the Financial Statements**  
**for the Year Ended 30 June 2011**

**Note 14. Contributed Equity**

1,058,759 Ordinary shares fully paid (2009: 1,058,759)	1,058,759	1,058,759
Less: equity raising expenses	(46,721)	(46,721)
	<b>1,012,038</b>	<b>1,012,038</b>

Rights attached to shares

(a) *Voting rights*

Subject to some limited exceptions, each member has the right to vote at a general meeting.

On a show of hands or a poll, each member attending the meeting (whether they are attending the meeting in person or by attorney, corporate representative or proxy) has one vote, regardless of the number of shares held. However, where a person attends a meeting in person and is entitled to vote in more than one capacity (for example, the person is a member and has also been appointed as proxy for another member) that person may only exercise one vote on a show of hands. On a poll, that person may exercise one vote as a member and one vote for each other member that person represents as duly appointed attorney, corporate representative or proxy.

The purpose of giving each member only one vote, regardless of the number of shares held, is to reflect the nature of the company as a community based company, by providing that all members of the community who have contributed to the establishment and ongoing operation of the **Community Bank®** have the same ability to influence the operation of the company.

(b) *Dividends*

Generally, dividends are payable to members in proportion to the amount of the share capital paid up on the shares held by them, subject to any special rights and restrictions for the time being attaching to shares. The franchise agreement with Bendigo and Adelaide Bank Limited contains a limit on the level of profits or funds that may be distributed to shareholders. There is also a restriction on the payment of dividends to certain shareholders if they have a prohibited shareholding interest (see below).

(c) *Transfer*

Generally, ordinary shares are freely transferable. However, the directors have a discretion to refuse to register a transfer of shares.

Subject to the foregoing, shareholders may transfer shares by a proper transfer effected in accordance with the company's constitution and the Corporations Act.

Prohibited shareholding interest

A person must not have a prohibited shareholding interest in the company.

In summary, a person has a prohibited shareholding interest if any of the following applies:

- They control or own 10% or more of the shares in the company (the "10% limit").

As with voting rights, the purpose of this prohibited shareholding provision is to reflect the community-based nature of the company.

Where a person has a prohibited shareholding interest, the voting and dividend rights attaching to the shares in which the person (and his or her associates) have a prohibited shareholding interest, are suspended.

The board has the power to request information from a person who has (or is suspected by the board of having) a legal or beneficial interest in any shares in the company or any voting power in the company, for the purpose of determining whether a person has a prohibited shareholding interest. If the board becomes aware that a member has a prohibited shareholding interest, it must serve a notice requiring the member (or the member's associate) to dispose of the number of shares the board considers necessary to remedy the breach. If a person fails to comply with such a notice within a specified period (that must be between three and six months), the board is authorised to sell the specified shares on behalf of that person. The holder will be entitled to the consideration from the sale of the shares, less any expenses incurred by the board in selling or otherwise dealing with those shares.

In the constitution, members acknowledge and recognise that the exercise of the powers given to the board may cause considerable disadvantage to individual members, but that such a result may be necessary to enforce the prohibition.

**North Ryde Community Finance Limited**  
**ABN 74 112 673 506**  
**Notes to the Financial Statements**  
**for the Year Ended 30 June 2011**

**Note 15. Retained Earnings**

Balance at the beginning of the financial year	39,383	(112,855)
Net profit from ordinary activities after income tax	216,078	194,588
Dividends paid or provided for	(84,701)	(42,350)
Balance at the end of the financial year	<u>170,760</u>	<u>39,383</u>

**Note 16. Statement of Cashflows**

Reconciliation of profit from ordinary activities after tax to net cash provided by operating activities

Profit from ordinary activities after income tax	216,078	194,588
Non cash items:		
- depreciation	20,985	17,549
- amortisation	13,950	12,162
Changes in assets and liabilities:		
- (increase)/decrease in receivables	19,141	(24,883)
- increase in other assets	-	77,033
- increase/(decrease) in payables	5,957	(8,684)
- increase in provisions	3,176	3,991
- increase in tax liability	(17,440)	-
Net cashflows provided by operating activities	<u>261,847</u>	<u>271,756</u>

**Note 17. Leases**

Operating lease commitments

Non-cancellable operating leases contracted for but not capitalised in the financial statements

Payable - minimum lease payments		
- not later than 12 months	61,828	58,884
- between 12 months and 5 years	203,695	265,523
- greater than 5 years	-	-
	<u>265,523</u>	<u>324,407</u>

The business premises lease is a non-cancellable lease with rent payable monthly in advance. The option for a 2nd 5 year term commenced on 10 June 2010.

**Note 18. Auditors' Remuneration**

Amounts received or due and receivable by the auditor of the company for:

- audit and review services	4,900	4,500
- share registry services	2,805	1,773
- non audit services	3,643	3,410
	<u>11,348</u>	<u>9,683</u>

**Note 19. Director and Related Party Disclosures**

The names of directors who have held office during the financial year are:

Graham John McMaster  
Helen Patricia Perrin  
Phillip Warren Perrin ("Steve")  
Ivan John Petch  
Robert John Talbot  
Thomas Gordon MacAulay  
Matthew Phillip Walker  
Harold Anthony Wise  
Russell Milton Robinson (*Deceased 22 December 2010*)

No director or related entity has entered into a material contract with the company. No director's fees have been paid as the positions are held on a voluntary basis.

North Ryde Community Finance Limited  
 ABN 74 112 673 506  
 Notes to the Financial Statements  
 for the Year Ended 30 June 2011

**Note 19. Director and Related Party Disclosures (continued)**

<b>Directors Shareholdings</b>	<b>2011</b>	<b>2010</b>
Graham John McMaster	63,501	63,501
Helen Patricia Perrin	47,752	42,752
Phillip Warren Perrin ("Steve")	47,752	42,752
Ivan John Petch	1,001	1,001
Robert John Talbot	26,000	21,000
Thomas Gordon MacAulay	1,000	1,000
Matthew Phillip Walker	15,001	15,001
Harold Anthony Wise	5,000	5,000
Russell Milton Robinson ( <i>Deceased 22 December 2010</i> )	-	65,001

**Note 20. Dividends Paid or Provided**

	<b>2011</b>	<b>2010</b>
	<b>\$</b>	<b>\$</b>
<b>a. Dividends paid during the year</b>		
Unfranked dividend - 8 cents (2010: 4 cents) per share	<u>84,701</u>	<u>42,350</u>

**Note 21. Earnings Per Share**

	<b>2011</b>	<b>2010</b>
	<b>\$</b>	<b>\$</b>
(a) Profit attributable to the ordinary equity holders of the company used in calculating earnings per share	216,078	194,588
	<b>Number</b>	<b>Number</b>
(b) Weighted average number of ordinary shares used as the denominator in calculating basic earnings per share	1,058,759	1,058,759

**Note 22. Events Occurring After the Balance Sheet Date**

There have been no events after the end of the financial year that would materially affect the financial statements.

**Note 23. Contingent Liabilities**

There were no contingent liabilities at the date of this report to affect the financial statements.

**Note 24. Segment Reporting**

The economic entity operates in the service sector where it facilitates **Community Bank®** services in North Ryde, New South Wales pursuant to a franchise agreement with Bendigo and Adelaide Bank Limited.

**Note 25. Registered Office/Principal Place of Business**

The registered office and principal place of business is:

Registered Office  
 Shop 14/203-213 Coxs Road  
 North Ryde NSW 2113

Principal Place of Business  
 Shop 14/203-213 Coxs Road  
 North Ryde NSW 2113

**North Ryde Community Finance Limited**  
**ABN 74 112 673 506**  
**Notes to the Financial Statements for the Year Ended 30 June 2011**

**Note 26. Financial Instruments**

Net Fair Values

The net fair values of financial assets and liabilities approximate the carrying values as disclosed in the balance sheet. The company does not have any unrecognised financial instruments at the year end.

Credit Risk

The maximum exposure to credit risk at balance date to recognised financial assets is the carrying amount of those assets as disclosed in the balance sheet and notes to the financial statements.

There are no material credit risk exposures to any single debtor or group of debtors under financial instruments entered into by the economic entity.

Interest Rate Risk

Financial instrument	Floating interest rate		Fixed interest rate maturing in				Non interest bearing		Weighted average effective interest rate		
	2011 \$	2010 \$	1 year or less	Over 1 to 5 years	Over 5 years	2011 \$	2010 \$	2011 \$	2010 \$	2011 %	2010 %
<b>Financial Assets</b>											
Cash and cash equivalents	78,092	25,758	900,000	780,000	-	-	-	-	-	4.94	4.32
Receivables	-	-	-	-	-	-	-	32,364	75,871	N/A	N/A
<b>Financial Liabilities</b>											
Payables	-	-	-	-	-	-	-	10,001	7,344	N/A	N/A



**North Ryde Community Finance Limited**  
**ABN 74 112 673 506**  
**Directors' Declaration**

In accordance with a resolution of the directors of North Ryde Community Finance Limited, we state that:

In the opinion of the directors:

- (a) the financial statements and notes of the company are in accordance with the Corporations Act 2001, including:
  - (i) giving a true and fair view of the company's financial position as at 30 June 2011 and of its performance for the financial year ended on that date; and
  - (ii) complying with Accounting Standards, the Corporations Regulations 2001 and other mandatory professional reporting requirements; and
- (b) there are reasonable grounds to believe that the company will be able to pay its debts as and when they become due and payable.
- (c) the audited remuneration disclosures set out in the remuneration report section of the directors' report comply with Accounting Standard AASB124 Related Party Disclosures and the Corporations Regulations 2001.

This declaration is made in accordance with a resolution of the board of directors.

  
\_\_\_\_\_  
**Graham John McMaster, Chairman**

Signed on the 30th of August 2011.

## **Independent Auditor's Report To The Members Of North Ryde Community Finance Limited**

### **Report on the Financial Report**

We have audited the accompanying financial report of North Ryde Community Finance Limited, which comprises the balance sheet as at 30 June 2011, statement of comprehensive income, statement of changes in equity and cash flow statement for the year then ended, a summary of significant accounting policies and other explanatory notes and the Directors' Declaration.

### **Directors' Responsibility for the Financial Report**

The directors of the company are responsible for the preparation and presentation of the financial report in accordance with Australian Accounting Standards and the Corporations Act 2001. This responsibility includes establishing and maintaining internal controls relevant to the preparation and presentation of the financial report that is free from material misstatement, whether due to fraud or error; selecting and applying appropriate accounting policies; and making fair accounting estimates that are reasonable in the circumstances. In note 1, the directors also state in accordance with the Accounting Standard AASB 101 Presentation of Financial Statements that the financial statements comply with International Financial Reporting Standards.

### **Auditor's Responsibility**

Our responsibility is to express an opinion on the financial report based on our audit. We conducted our audit in accordance with Australian Auditing Standards. These auditing standards require that we comply with relevant ethical requirements relating to audit engagements and plan and perform the audit to obtain reasonable assurance whether the financial report is free from material misstatement.

An audit involves performing procedures to obtain audit evidence about the amounts and disclosures in the financial report. The procedures selected depend on our judgement, including the assessment of the risks of material misstatement of the financial report, whether due to fraud or error. In making those risk assessments, we consider internal controls relevant to the entity's preparation and presentation of the financial report in order to design audit procedures that are appropriate in the circumstances, but not for the purpose of expressing an opinion on the effectiveness of the entity's internal control. An audit also includes evaluating the appropriateness of accounting policies used and the reasonableness of accounting estimates made by the directors, as well as evaluating the overall presentation of the financial report.

Our audit did not involve an analysis of the prudence of business decisions made by directors or management.

We performed the procedures to assess whether in all material respects the financial report presents fairly, in accordance with the Corporations Act 2001 and Australian Accounting Standards, a true and fair view which is consistent with our understanding of the company's financial position and of its performance.

We believe that the audit evidence we have obtained is sufficient and appropriate to provide a basis for our audit opinion.

## **Independence**

In conducting our audit we have complied with the independence requirements of the Corporations Act 2001. We have given to the directors of the company a written Auditor's Independence Declaration, a copy of which is included in the Directors' Report. In addition to our audit of the financial report and the remuneration disclosures, we were engaged to undertake the services disclosed in the notes to the financial statements. The provision of these services has not impaired our independence.

## **Auditor's Opinion on the Financial Report**

In our opinion:


- 1) The financial report of North Ryde Community Finance Limited is in accordance with the Corporations Act 2001 including giving a true and fair view of the company's financial position as at 30 June 2011 and of its financial performance and its cash flows for the year then ended and complying with Australian Accounting Standards and the Corporations Regulations 2001.
- 2) The financial report also complies with International Financial Reporting Standards as issued by the International Accounting Standards Board.

## **Report on the Remuneration Report**

We have audited the Remuneration Report included in the Directors' Report for the year ended 30 June 2011. The directors of the company are responsible for the preparation and presentation of the Remuneration Report in accordance with section 300A of the Corporations Act 2001. Our responsibility is to express an opinion on the Remuneration Report, based on our audit conducted in accordance with Australian Auditing Standards.

## **Auditor's Opinion**

In our opinion, the Remuneration Report of North Ryde Community Finance Limited for the year ended 30 June 2011, complies with section 300A of the Corporations Act 2001.



**GRAEME STEWART**  
**ANDREW FREWIN & STEWART**  
61-65 Bull Street, Bendigo, 3550

30<sup>th</sup> August 2011